

Aurionpro Fintech Inc.

Special Purpose Consolidated Financial Statements

FY 2021-22



To,
The Board of Directors of
Aurionpro Solutions Limited

We have compiled the accompanying special purpose Consolidated financial statements of **Aurionpro Fintech Inc.**, which comprise the Balance Sheet as at 31 March 2022, the Statement of Profit and Loss (including Other Comprehensive Income), the Statement of Cash Flow, the Statement of Changes in Equity for the year then ended, and a summary of significant accounting policies and other explanatory information (here in after referred to as the 'Special Purpose Financial Statements').

The Special Purpose consolidated financial statements have been prepared and compiled for the limited purpose of facilitating the preparation of the consolidated financial statements of **Aurionpro Solutions Limited** as at and for the year ended 31 March 2022 in accordance with Indian Accounting Standards prescribed under section 133 of the Act read with the Companies (Indian Accounting Standards) Rules, 2015, as amended, ('Ind AS') and other accounting principles generally accepted in India, to assist **Aurionpro Solutions Limited**, the holding company to comply with the requirements of Section 129(3) of the Companies Act, 2013 ('the Act').

We have compiled the accompanying special purpose consolidated financial statements based on the information received from the company's management and the financial statements duly prepared by the management and thereafter approved by the Board of Directors of the Company as at 31 March 2022.

We performed this compilation engagement in accordance with Standard on Related Services 4410 (Revised), Compilation Engagements.

We have applied our expertise in accounting and financial reporting to assist you in the preparation and presentation of these financial statements in accordance with accounting principles generally accepted in India. We have complied with relevant ethical requirements.

These financial statements and the accuracy and completeness of the information used to compile them are your responsibility.

Since a compilation engagement is not an assurance engagement, we are not required to verify the accuracy or completeness of the information you provided to us to compile these financial statements. Accordingly, we do not express an audit opinion or a review conclusion on whether these financial statements are prepared in accordance with accounting principles generally accepted in India.

Restriction on Distribution and Use

Our compilation report is intended solely for the information and use of the Board of Directors of **Aurionpro Solutions Limited** as aforesaid and is not intended to be and should not be used by any, other than the specified parties

For **Bansi Khandelwal & Co.**
Chartered Accountants
Firm's Registration No: 145850W


Bansi V Khandelwal
Proprietor
Membership No 138205
UDIN: 22138205APJHZN5920



Date: 16/05/2022
Place: Mumbai

Aurionpro Fintech Inc.

Consolidated Balance Sheet as at March 31, 2022

(Rs. in lakhs)

	Note	As at 31 March, 2022	As at 31 March, 2021
ASSETS			
Non-current assets			
(a) Property, Plant and Equipment	3	3.76	1.29
(b) Other Intangible assets	3(b)	-	-
(c) Financial Assets			
(i) Investments	4	11.45	10.98
(d) Income tax assets (net)		-	3.79
		15.21	16.06
Current assets			
(a) Inventories		22.47	21.70
(b) Financial Assets			
(i) Trade receivables	5	592.98	319.95
(ii) Cash and bank equivalents	6	119.11	102.60
(iii) Other financial assets	7	628.45	82.29
(c) Other current assets	8	306.31	11.36
		1,669.32	537.91
TOTAL		1,684.53	553.96
EQUITY AND LIABILITIES			
Equity			
(a) Equity Share Capital	9	-	-
(b) Other equity	10	576.55	(502.57)
		576.55	(502.57)
Liabilities			
Non-current liabilities			
		-	-
Current liabilities			
(a) Financial liabilities			
(i) Borrowings	11	518.79	50.40
(ii) Trade payables	12	539.79	956.55
(iii) Other financial liabilities	13	38.75	15.95
(b) Other current liabilities	14	10.65	33.64
		1,107.98	1,056.53
TOTAL		1,684.53	553.96

Significant accounting policies

1-2

The accompanying notes are an integral part of the financial statements.

As per our report attached

For Banshi Khandelwal & Co.

Chartered Accountants

Firm Registration No. 145850W



Banshi V. Khandelwal

Proprietor

Membership No: 138205

Place : Mumbai

Date : 16th May, 2022



**For and on behalf of the Board of Directors of
Aurionpro Solutions Limited**



Director

Aurionpro Fintech Inc.

Consolidated Statement of Profit and Loss for the year ended March 31, 2022

(Rs.in lakhs)

	Note	For the year ended 31 March 2022	For the year ended 31 March 2021
1 Income			
(a) Revenue from operations	15	4,412.19	2,812.03
(b) Other income	16	0.06	271.66
(c) Total revenue ((a)+(b))		4,412.25	3,083.69
2 Expenses			
(a) Operating expenses	17	2,628.99	877.49
(b) Employee benefits expense	18	426.54	1,398.32
(c) Finance costs	19	3.72	2.58
(d) Depreciation and amortisation expenses	3	0.95	0.47
(e) Other expenses	20	233.93	5,430.21
(f) Total expenses ((a) to (e))		3,294.12	7,709.06
3 Profit/ (loss) before exceptional items and tax (1(c)-2(f))		1,118.13	(4,625.37)
4 Exceptional Items		-	-
5 Profit/ (Loss) before taxation (3-4)		1,118.13	(4,625.37)
6 Tax expense:			
(a) Current tax		-	8.78
(b) Deferred tax credit		-	604.98
Total Tax Expenses		-	613.77
7 Profit/ (loss) after tax from continuing operations (5-6)		1,118.13	(5,239.14)
8 Profit/(Loss) from discontinued operation		-	(5,791.46)
9 Tax expense		-	-
10 Profit/(Loss) from discontinued operation after tax (8-9)		-	(5,791.46)
11 Profit/ (loss) for the period (7+10)		1,118.13	(11,030.60)
12 Other Comprehensive Income / (Loss)		2.09	(10.22)
13 Total Comprehensive Income/ (Loss)		1,120.22	(11,040.82)

The accompanying notes are an integral part of the financial statements.

As per our report attached

For Bansil Khandelwal & Co.

Chartered Accountants

Firm Registration No. 145850W



Bansil V. Khandelwal

Proprietor

Membership No: 138205

Place : Mumbai

Date : 16th May, 2022



**For and on behalf of the Board of Directors of
Aurionpro Solutions Limited**



Director

Aurionpro Fintech Inc.

Consolidated Statement of Changes in Equity for the year ended March 31, 2022

Particulars	(Rs.in lakhs)			
	Equity Share Capital	Retained Earnings	FCTR	Total
Balance as at March 31, 2020	-	11,116.19	(214.57)	10,901.62
Surplus/ (Deficit) of Statement of Profit and Loss	-	(11,030.60)	-	(11,030.60)
Foreign exchange variance	-	-	(106.03)	(106.03)
Balance as at March 31, 2021	-	85.59	(588.16)	(502.57)
Surplus/ (Deficit) of Statement of Profit and Loss	-	1,118.13	-	1,118.13
Foreign exchange variance	-	-	(39.01)	(39.01)
Balance as at March 31, 2022	-	1,203.72	(627.17)	576.55

The accompanying notes form an integral part of the financial statements

As per our report attached

For Banshi Khandelwal & Co.
Chartered Accountants
Firm Registration No. 145850W



Banshi V. Khandelwal
Proprietor
Membership No: 138205
Place : Mumbai
Date : 16th May, 2022



**For and on behalf of the Board of Directors of
Aurionpro Solutions Limited**



Director

Aurionpro Fintech Inc.

Consolidated Statement of Cash Flow for the year ended March 31, 2022

(Rs.in lakhs)

Sr Particulars	For the year ended March 31, 2022	For the year ended March 31, 2021
A Cash Flow from Operating Activities		
Net profit/ (loss) before tax (including discontinued operations)	1,118.13	(10,416.83)
Adjustments :		
Depreciation and amortisation expenses	0.95	0.47
Interest Income	(0.06)	(271.66)
Written-off of Doubtful Advances/ receivables	-	5,346.60
Foreign exchange (Gain)/ Loss (net)	1.17	(2.44)
Operating Profit before working capital changes	<u>1,120.19</u>	<u>(5,343.87)</u>
Movements in Working Capital		
Decrease/(Increase) in Trade Receivables and Other Advances	(1,155.59)	4,064.64
Increase/(Decrease) in Trade Payables, Other liabilities	(413.15)	1,269.73
Cash used in from from Operations	<u>(448.55)</u>	<u>(9.50)</u>
Income taxes (paid)/ refund	-	-
Net cash used in from Operating Activities	<u>(A) (448.55)</u>	<u>(9.50)</u>
B Cash flow from Investing Activities		
Purchase of PPE	(3.33)	-
Net cash used in from Investing Activities	<u>(B) (3.33)</u>	<u>-</u>
C Cash flow from Financing Activities		
Proceeds from borrowings	468.39	50.40
Net cash generated from Financing Activities	<u>(C) 468.39</u>	<u>50.40</u>
Net Increase In Cash and Cash Equivalents	<u>(A+B+C) 16.51</u>	<u>40.90</u>
Cash and Cash Equivalents at beginning of year	102.60	61.71
Cash and Cash Equivalents at end of year	<u>119.11</u>	<u>102.60</u>

Note:

Statement of Cash Flow has been prepared under the Indirect Method as set out in the Indian Accounting Standard (Ind AS) 7 "Statement of Cash Flows".

The accompanying notes form an integral part of the financial statements


As per our report attached
For Bansi Khandelwal & Co.
 Chartered Accountants
 Firm Registration No. 145850W



Bansi Khandelwal
 Proprietor
 Membership No: 138205
 Place : Mumbai
 Date : 16th May, 2022



For and on behalf of the Board of Directors (Aurionpro Solutions Limited)



Director

Aurionpro Fintech Inc.

Significant Accounting Policies

1. General Information

Aurionpro Fintech Inc. (the “Company”) was incorporated in USA and maintained its headquarter in San Ramon, California. This financial statements include the accounts of the Company and its wholly owned subsidiaries i.e. Aurionpro Solutions PLC U.K., Aurionpro Solutions Pty Ltd, Australia and Spike Inc. USA.

2. Accounting Policies

(i) Basis of Preparation of Financial Statements

The financial statements are prepared under historical cost convention in accordance with generally accepted accounting principles (GAAP) in India and in compliance with the Indian Accounting Standards (Ind AS) specified under section 133 to the Companies Act, 2013 read with Companies (Indian Accounting Standard) Rules, 2015 as notified/ amended by Ministry of Corporate Affairs, Government of India.

All assets and liabilities have been classified as current or non-current as per the Company’s normal operating cycle and other criteria as set out under Ind AS and in the Schedule III to the Act. Based on the nature of the services and their realisation in Cash and Cash Equivalents, the Company has ascertained its operating cycle as twelve months for the purpose of current or non-current classification of assets and liabilities.

Financial Statements have been prepared on a going concern basis and financial support as maybe required, shall be extended by associates and / or parent company.

(ii) Use of Estimates

The presentation of financial statements requires estimates and assumptions to be made that affect the reported amount of assets and liabilities and disclosure of contingent liabilities on the date of the financial statements and the reported amount of revenues and expenses during the reporting period. Difference between the actual results and estimates are recognized in the period in which the results are known /materialized.


(iii) Revenue recognition

Revenue from software development and consulting services is recognized either on time and material basis or fixed price basis, as the case may be. Revenue on time and material contracts is recognized as and when the related services are performed. Revenue on fixed price contracts is recognized on the percentage of completion method under which the sales value of performance, including earnings thereon, is recognised on the basis of cost incurred in respect of each contract as a proportion of total cost expected to be incurred.

Revenue from sale of licenses of software products and other products/equipment is recognised on transfer of title to the customer. Maintenance revenue in respect of software products and other products/equipment is recognised on pro rata basis over the period of the underlying maintenance agreement. Revenue is net of discounts/price incentives which are estimated and accounted based on the terms of the contracts.

Unbilled receivables represent costs incurred and revenues recognised on contracts to be billed in subsequent periods as per the terms of the contract.

Income received in advance represents contractual billings/money received in excess of revenue recognised as per the terms of the contract.



Aurionpro Fintech Inc.

Significant Accounting Policies

(iv) Property, Plant and Equipment

Property plant and equipment (PPE) are stated at cost less accumulated depreciation and impairment losses if any. Cost includes expenditure directly attributable to the acquisition of the asset and cost incurred for bringing the asset to its present location and condition for its intended use.

Gains or losses arising on retirement or disposal of property, plant and equipment are recognised in the Statement of Profit and Loss. Property, plant and equipment which are not ready for intended use as on the date of Balance Sheet are disclosed as “Capital work-in-progress” and are stated at cost.

Depreciation is provided on a pro-rata basis on the straight line method based on estimated useful life.

The residual values, useful lives and method of depreciation of PPE is reviewed at each financial year end and adjusted prospectively, if appropriate.

(v) Intangible assets

Separately purchased intangible assets are initially measured at cost. Intangible assets acquired in a business combination are recognised at fair value at the acquisition date. Subsequently, intangible assets are carried at cost less any accumulated amortisation and accumulated impairment losses, if any. Amortisation is provided on a pro-rata basis on the straight line method based on estimated useful life. The residual values, useful lives and method of depreciation of Intangible assets is reviewed at each financial year end and adjusted prospectively, if appropriate.

(vi) Current and Deferred Taxes

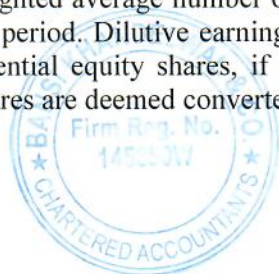
Tax expense for the period, comprising current tax and deferred tax, are included in the determination of the net profit or loss for the period. Current tax is measured at the amount expected to be paid to the tax authorities in accordance with the taxation laws prevailing in the respective jurisdictions.

Deferred tax is recognized, using the liability method, for all the temporary differences, subject to the consideration of prudence in respect of deferred tax assets. Deferred tax assets are recognised and carried forward only to the extent that it is probable that sufficient future taxable income will be available against which such deferred tax assets can be realised. However, where there is unabsorbed depreciation or carry forward loss, the deferred tax asset is recognised and carried forward only to the extent that it is probable that the assets will be realised in future. Deferred tax assets and liabilities are measured using the tax rates and tax laws that have been enacted or substantively enacted by the Balance Sheet date. At each Balance Sheet date, the Company re-assesses unrecognised deferred tax asset if any.

Current tax assets and current tax liabilities are offset when there is a legally enforceable right to set off the recognized amounts and there is an intention to settle the asset and the liability on a net basis. Deferred tax assets and deferred tax liabilities are offset when there is a legally enforceable right to set off assets against liabilities representing current tax and where the deferred tax assets and the deferred tax liabilities relate to taxes on income levied by the same governing taxation laws.

(vii) Earnings per share (EPS)

In determining Earnings per Share, the Company considers net profit after tax and includes post tax effect of any exceptional item. Number of shares used in computing basic earnings per share is the weighted average number of the shares, excluding the shares owned by the Trust, outstanding during the period. Dilutive earning per share is computed and disclosed after adjusting effect of all dilutive potential equity shares, if any except when result will be anti - dilutive. Dilutive potential equity Shares are deemed converted as at the beginning of the period, unless issued at a later date.



Aurionpro Fintech Inc.

Significant Accounting Policies

(viii) Provisions, contingent liabilities and contingent assets

The Company creates a provision where there is present obligation as a result of a past event that probably requires an outflow of resources and a reliable estimate can be made of the amount of the obligation. A disclosure for a contingent liability is made when there is a possible or a present obligation that may, but probably will not require an outflow of resources. When there is a possible obligation in respect of which the likelihood of outflow of resources is remote, no provision or disclosure is made. Contingent Assets are disclosed only when an inflow of economic benefit is probable.

(ix) Financial Instruments

A financial instrument is any contract that gives rise to a financial asset of one entity and a financial liability or equity instrument of another entity. Financial instruments also include derivative contracts such as foreign exchange forward contracts.

Financial assets and liabilities are recognised when the Company becomes a party to the contractual provisions of the instruments. Financial assets and liabilities are initially measured at fair value. Transaction costs that are directly attributable to the acquisition or issue of financial assets and financial liabilities (other than financial assets and financial liabilities at fair value through profit or loss) are added to or deducted from the fair value measured on initial recognition of financial asset or financial liability. Transaction costs directly attributable to the acquisition of financial assets or financial liabilities at fair value through profit or loss are recognised in profit or loss.

Measurement and Recognition of financial instruments

The Company's accounting policies and disclosures require measurement of fair values for the financial instruments. The Company has an established control framework with respect to measurement of fair values. The management regularly reviews significant unobservable inputs and valuation adjustments. If third party information, such as broker quotes or pricing services, is used to measure fair values, then the management assesses evidence obtained from third parties to support the conclusion that such valuations meet the requirements of Ind AS, including level in the fair value hierarchy in which such valuations should be classified. When measuring the fair value of a financial asset or a financial liability, the Company uses observable market data as far as possible. Fair values are categorised into different levels in a fair value hierarchy based on the inputs used in the valuation techniques as follows.

Level 1: quoted prices (unadjusted) in active markets for identical assets or liabilities.

Level 2: inputs other than quoted prices included in Level 1 that are observable for the asset or liability, either directly (i.e. as prices) or indirectly (i.e. derived from prices).

Level 3: inputs for the asset or liability that are not based on observable market data (unobservable inputs).

If inputs used to measure fair value of an asset or a liability fall into different levels of fair value hierarchy, then fair value measurement is categorised in its entirety in the same level of fair value hierarchy as the lowest level input that is significant to the entire measurement. The Company recognises transfers between levels of fair value hierarchy at the end of the reporting period during which the change has occurred.



Aurionpro Fintech Inc.

Significant Accounting Policies

(A) Financial Assets:

Financial assets at amortised cost

Financial assets are subsequently measured at amortised cost if these financial assets are held within a business whose objective is to hold these assets in order to collect contractual cash flows and contractual terms of the financial asset give rise on specified dates to cash flows that are solely payments of principal and interest on the principal amount outstanding.

Financial assets at fair value through other comprehensive income (FVTOCI)

A financial asset is measured at FVTOCI if it is held within a business model whose objective is achieved by both collecting contractual cash flows and selling financial assets and the contractual terms of the financial asset give rise on specified dates to cash flows that are solely payments of principal and interest on the principal amount outstanding.

Financial assets at fair value through profit or loss (FVTPL)

Financial assets are measured at FVTPL unless they are measured at amortised cost or at FVTOCI on initial recognition. The transaction costs directly attributable to the acquisition of financial assets and liabilities at fair value through profit or loss are immediately recognized in the statement of profit and loss.

Derecognition

The Company derecognises a financial asset when the rights to receive cash flows from the asset have expired or it transfers the right to receive the contractual cash flow on the financial assets in a transaction in which substantially all the risk and rewards of ownership of the financial asset are transferred.

(B) Financial Liabilities

All financial liabilities are recognized at fair value and in case of loans, net of directly attributable cost. Fees of recurring nature are directly recognised in the Statement of Profit and Loss as finance cost. Financial liabilities are carried at amortized cost using the effective interest method. For trade and other payables maturing within one year from the balance sheet date, the carrying amounts approximate fair value due to the short maturity of these instruments.

Derecognition:


The Company derecognizes a financial liability (or a part of a financial liability) from the Company's Balance Sheet when the obligation specified in the contract is discharged or cancelled or expires.

(C) Equity instruments

An equity instrument is a contract that evidences residual interest in the assets of the Company after deducting all of its liabilities. The Company is recognised equity instrument at the proceeds received net off direct issue cost.

(x) Cash and cash equivalents

Cash and cash equivalents comprise cash and bank balances including Fixed Deposits with Banks. The Company considers all highly liquid investments with a remaining maturity at the date of purchase of three months or less and that are readily convertible to known amounts of cash to be cash equivalents.



Aurionpro Fintech Inc.

Notes to the consolidated financial statements (Continued)

Note 3. Property, Plant and Equipment

(Rs. in lakhs)

Particulars	Computers	Furniture and fixtures	Office Equipments	Leasehold improvements	Total
Gross Carrying value					
Balance as at March 31, 2020	53.74	5.54	11.61	18.45	89.34
Purchase of assets	1.23	-	-	-	1.23
Addition on account of consolidation	638.23	94.43	10.17	46.36	789.19
Other Deductions*	(638.23)	(94.43)	(10.17)	(46.36)	(789.19)
Other adjustments	(1.55)	(0.16)	(0.33)	(0.53)	(2.57)
Balance as at March 31, 2021	53.41	5.38	11.28	17.92	88.00
Addition	3.39	-	-	-	3.39
Other adjustments	1.88	0.19	0.40	0.63	3.10
Balance as at March 31, 2022	58.68	5.57	11.68	18.55	94.49
Accumulated Depreciation					
Balance as at March 31, 2020	53.74	5.54	11.07	18.45	88.79
Depreciation for the year	0.31	-	0.16	-	0.47
Addition on account of consolidation	638.23	94.43	10.17	46.36	789.19
Other Deductions*	(638.23)	(94.43)	(10.17)	(46.36)	(789.19)
Other Adjustment	(1.54)	(0.16)	(0.33)	(0.53)	(2.55)
Balance as at March 31, 2021	52.50	5.38	10.90	17.92	86.71
Depreciation for the year	0.79	-	0.16	-	0.95
Other Adjustment	1.86	0.19	0.39	0.63	3.07
Balance as at March 31, 2022	55.15	5.57	11.45	18.55	90.72
Net carrying value					
As at 31 March, 2021	0.91	0.00	0.38	0.00	1.29
As at 31 March, 2022	3.53	0.00	0.23	0.00	3.76

*Deduction on account of sale of cyber security business

Other adjustments Includes adjustment relating to foreign exchange on account of translation of foreign subsidiaries/ entities

Note 3(b). Other Intangible Assets

(Rs. in lakhs)

Particulars	Other Intangible Assets
Gross Carrying value	
Balance as at 31 March 2020	-
Purchase of assets	-
Addition on account of consolidation	6,577.93
Other Deductions*	(6,577.93)
Other adjustments	-
Balance as at March 31, 2021	-
Purchase of assets	-
Other adjustments	-
Balance as at March 31, 2022	-
Accumulated Amortisation	
Balance as at March 31, 2020	-
Amortisation for the year	-
Addition on account of consolidation	6,577.93
Other Deductions*	(6,577.93)
Other Adjustment	-
Balance as at March 31, 2021	-
Amortisation for the year	-
Other Adjustment	-
Balance as at March 31, 2022	-
Net Carrying Value	
As at 31 March, 2021	-
As at 31 March, 2022	-



Aurionpro Fintech Inc.

Notes to the consolidated financial statements (Continued)

	(Rs. in lakhs)
	As at
	31 March , 2022
	As at
	31 March , 2021
Note 4. Investments	11.45
	<u>11.45</u>
Note 5. Trade Receivables	10.98
	<u>10.98</u>
Considered Good	592.98
Considered doubtful	-
Less : Provisions for doubtful receivables	(36.72)
	<u>592.98</u>
	<u>319.95</u>
Note 5.1 Trade Receivables Ageing	
Not Due	270.12
< 6 Months	292.23
6 Months to 1 Year	30.63
1 to 2 Years	-
2 to 3 Years	-
More Than 3 Years	-
	<u>592.98</u>
	<u>319.95</u>
Note 6. Cash and Cash Equivalents	
Balance with Banks	119.11
Cash on hand	-
	<u>119.11</u>
	<u>102.48</u>
	<u>0.12</u>
	<u>102.60</u>
Note 7. Other Financial Assets	
Unbilled Revenue	627.20
Security Deposits	1.24
	<u>628.45</u>
	<u>82.29</u>
Note 8. Other Current Assets	
Prepaid Expenses	0.84
Balance with Government Authorities	3.93
Advance to supplier	301.55
	<u>306.31</u>
	<u>11.36</u>



Aurionpro Fintech Inc.

Notes to the consolidated financial statements (Continued)

	As at 31 March, 2022	(Rs. in lakhs) As at 31 March, 2021
Note 9. Share Capital		
Authorised capital	-	-
Issued, subscribed and paid-up	-	-
	<u>-</u>	<u>-</u>
Note 10. Other Equity		
Foreign Currency Translation Reserve	(627.17)	(588.16)
Surplus in Retained Earnings		
At the commencement of the year	85.59	11,116.19
Add: Profit/ (loss) for the year	1,118.13	(11,030.60)
At the end of the year	<u>1,203.72</u>	<u>85.59</u>
	<u>576.55</u>	<u>(502.57)</u>
Note 11. Borrowings		
Loans From Banks (Unsecured)	-	50.40
Loans from Related Parties (Unsecured)	518.79	-
	<u>518.79</u>	<u>50.40</u>
Note 12. Trade Payables		
- Due to Others	539.79	956.55
	<u>539.79</u>	<u>956.55</u>
Note 12.1 Trade Payables Ageing		
Not Due	242.58	196.32
Less than 1 Years	139.82	52.67
1-2 Years	157.38	70.96
2-3 Years	-	-
More Than 3 Years	-	-
	<u>539.79</u>	<u>319.95</u>
Note 13. Other Financials Liabilities		
Salary Payables	2.89	8.53
Provisions for Expenses	35.86	7.42
	<u>38.75</u>	<u>15.95</u>
Note 14. Other Current Liabilities		
Income Received in Advance	-	4.62
Payable to Tax Authorities	10.65	29.02
	<u>10.65</u>	<u>33.64</u>



Aurionpro Fintech Inc.

Notes to the consolidated financial statements (Continued)

	(Rs. in lakhs)	
	For the year ended 31 March 2022	For the year ended 31 March 2021
Note 15. Revenue from Operations		
Sale of Software Services	4,412.19	2,812.03
	4,412.19	2,812.03
Note 16. Other Income		
Interest Income	0.06	271.66
	0.06	271.66
Note 17. Operating Expenses		
Software Services expenses	2,628.99	877.49
	2,628.99	877.49
Note 18. Employee Benefits Expense		
Salaries, wages and bonus	386.34	1,360.17
Contribution to other Funds	32.65	22.78
Staff welfare Expenses	7.55	15.37
	426.54	1,398.32
Note 19. Finance costs		
Interest on borrowings	0.20	-
Other Financial Cost	3.52	2.58
	3.72	2.58
Note 20. Other expenses		
Travelling and Conveyance Expenses	3.61	7.31
Legal and Professional Charges	54.85	14.39
Commission and Business Promotion	0.81	48.54
Short Term Lease	3.22	-
Rates and Taxes	144.60	-
Electricity Expenses	1.81	-
Repairs and Maintenance Expenses	1.43	-
Communication Expenses	5.70	5.85
Insurance expenses	13.88	7.74
Written-off of Doubtful Advances/ receivables	-	5,346.60
Foreign Currency Fluctuation Loss	1.17	(2.44)
Others Miscellaneous Expenses	2.86	2.22
	233.93	5,430.21



Aurionpro Fintech Inc.

Notes to the consolidated financial statements (Continued)

Note 21. Financial Instruments

All financial instruments are initially recognized and subsequently re-measured at fair value as described below:

The fair value of financial assets and liabilities are included at the amount at which the instrument could be exchanged in a current transaction between the willing parties, other than in a forced or liquidation sale.

The fair value of investment in quoted Equity Shares, Bonds, Government Securities, Treasury Bills and Mutual Funds is measured at quoted price or NAV.

The fair value of the remaining financial instruments is determined using discounted cash flow analysis.

The financial instruments are categorized into three levels based on the inputs used to arrive at fair value

Level 1: Quoted prices (unadjusted) in active markets for identical assets or liabilities; and

Level 2: Inputs other than the quoted prices included within Level 1 that are observable for the asset or liability, either directly or indirectly.

Level 3: Valuation techniques for which the lowest level input that is significant to the fair value measurement is unobservable.

The carrying values of the financial instruments by categories were as follows:

(Rs in Lakhs)		
As at March 31, 2022		
Financial Assets:	Amortised Cost	Carrying Value
(i) Investments	11.45	11.45
(ii) Trade receivables	592.98	592.98
(iii) Cash and bank equivalents	119.11	119.11
(iv) Other financial assets	628.45	628.45
Total	1,351.99	1,351.99
Financial Liabilities:		
(i) Borrowings	518.79	518.79
(ii) Trade payables	539.79	539.79
(iii) Other financial liabilities	38.75	38.75
Total	1,097.33	1,097.33
As at March 31, 2021		
Financial Assets:	Amortised Cost	Carrying Value
(i) Investments	10.98	10.98
(ii) Trade receivables	319.95	319.95
(iii) Cash and bank equivalents	102.60	102.60
(iv) Other financial assets	82.29	82.29
Total	515.82	515.82
Financial Liabilities:		
(i) Borrowings	50.40	50.40
(ii) Trade payables	956.55	956.55
(iii) Other financial liabilities	15.95	15.95
Total	1,022.89	1,022.89

Liquidity risk

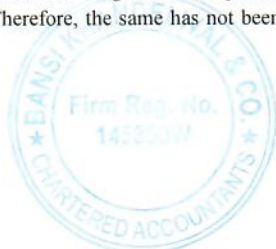
Liquidity risk refers to the risk that the Company cannot meet its financial obligations. The objective of liquidity risk management is to maintain sufficient liquidity and ensure that the funds are available for use as per the requirements. The tables below analyse the Company's financial liabilities into relevant maturities based on their contractual maturities for:

Particulars	(Rs in Lakhs)	
	As at March 31, 2022	As at March 31, 2021
(i) Borrowings	518.79	50.40
(ii) Trade payables	539.79	956.55
(iii) Other financial liabilities	38.75	15.95

Ageing of above there line item is less than 1 year.

Note 22. Segment reporting

Disclosure as per Ind AS 108 "Segments" is reported in Consolidated Financial Results of the Ultimate holding Company. Therefore, the same has not been separately disclosed in line with the provision of Ind AS.



Aurionpro Fintech Inc.

Notes to the consolidated financial statements .

Note 23. Related Parties

A) List of Related Parties

Name of Related Party	Relationship
(i) Aurionpro Solutions Limited	Ultimate Holding Company
(ii) Aurionpro Solutions Pte Ltd	Holding Company
(iii) Integro Technologies Pte Ltd	Fellow Subsidiary
(iv) SC Soft Technologies Pvt Ltd	Fellow Subsidiary

B) Transactions with Related Parties

Sr. Nature of Transactions	(Rs in lakhs)	
	FY 2021-22	FY 2020-21
(i) Interest Income		
Aurionpro Solutions Pte Ltd	-	261.84
Integro Technologies Pte Ltd	-	7.73
(ii) Operating Expenses		
Aurionpro Solutions Limited	1,101.43	845.55
Aurionpro Solutions Pte Ltd	-	-
Integro Technologies Pte Ltd	-	363.52
SC Soft Technologies Pvt Ltd	10.24	-
(iii) Trade payables		
Aurionpro Solutions Limited	339.71	706.57
SC Soft Technologies Pvt Ltd	3.79	-
(iv) Loan payable		
Aurionpro Solutions Pte Ltd	518.79	-

Note 24 Other Statutory Information

- 1 The Company do not have any Benami property, where any proceeding has been initiated or pending against the Company for holding any Benami property.
- 2 The Company do not have any transactions with companies struck off.
- 3 The Company have not traded or invested in Crypto currency or Virtual Currency during the financial year.

Note 25. Subsequent events

The Company evaluated subsequent events from the balance sheet date through May 16, 2022 and determined there are no material items to report.

Note 26. Prior Periods Comparative

The previous year figures have been regrouped/ restated to the extent possible to confirm to current year presentation. Average and Closing Conversion Rate of USD Currency used for this restated financial statement is INR 74.50 and INR 75.81 respectively. (previous year INR 74.19 and INR 73.23).

The accompanying notes are an integral part of the financial statements.

As per our report attached
For Banshi Khandelwal & Co.
Chartered Accountants
Firm Registration No. 145850W



Banshi V. Khandelwal
Proprietor
Membership No: 138205
Place : Mumbai
Date : 16th May, 2022



**For and on behalf of the Board of
Directors of Aurionpro Solutions**



Director