

06th November, 2020


To,
Deptt. of Corporate Services- Listing
National Stock Exchange of India Limited
Exchange Plaza, Plot no. C/1, G Block,
Bandra-Kurla Complex, Bandra (E)
Mumbai - 400051

**SUB: UNAUDITED (STANDALONE & CONSOLIDATED) FINANCIAL RESULTS FOR
THE SECOND QUARTER/SIX MONTHS ENDED 30TH SEPTEMBER, 2020 ALONG WITH
LIMITED REVIEW REPORT.**

Dear Sir/Madam,

Pursuant to Regulation 33 of the SEBI (Listing Obligations and Disclosure Requirements) Regulations, 2015, kindly find enclosed herewith Un-Audited (Standalone & Consolidated) Financial Results for the second quarter/six months ended 30th September, 2020, along with Limited Review Report thereon received from M/s. Chokshi & Chokshi., LLP, Statutory Auditors of the Company.

For Aurionpro Solutions Limited



**Ninad Kelkar
Company Secretary**





Aurionpro Solutions Limited

Statement of Unaudited Standalone Financial Results for the Quarter and Half year ended September 30, 2020

| (Rs.in lakhs) | | | | | | | |
|---------------|---|-----------------|-----------------|-----------------|-----------------|------------------|------------------|
| Sr No. | Particulars | Quarter ended | | | Half Year ended | | Year ended |
| | | 30-Sep-20 | 30-Jun-20 | 30-Sep-19 | 30-Sep-20 | 30-Sep-19 | 31-Mar-20 |
| | | Unaudited | Unaudited | Unaudited | Unaudited | Unaudited | Audited |
| 1 | Income | | | | | | |
| | (a) Revenue from Operations | 4,414.64 | 3,723.05 | 6,401.80 | 8,137.69 | 14,006.62 | 26,630.54 |
| | (b) Other Income | 63.74 | 97.94 | 354.76 | 161.68 | 535.74 | 1,107.27 |
| | (c) Total Income [(a) + (b)] | 4,478.38 | 3,820.99 | 6,756.56 | 8,299.37 | 14,542.36 | 27,737.81 |
| 2 | Expenses | | | | | | |
| | (a) Software, Hardware and Other Material Cost | 1,120.68 | 582.62 | 2,817.53 | 1,703.30 | 6,097.87 | 10,715.34 |
| | (b) Change in inventories of Raw Materials, Finished Goods and Stock-in-Trade | (11.93) | 357.58 | (167.78) | 345.65 | 529.39 | 1,032.79 |
| | (c) Employee Benefits Expense | 1,825.52 | 1,823.75 | 2,104.85 | 3,649.27 | 4,037.74 | 8,336.02 |
| | (d) Finance Costs | 323.91 | 375.77 | 441.80 | 699.68 | 894.68 | 1,598.43 |
| | (e) Depreciation and Amortisation Expense | 226.45 | 368.69 | 344.59 | 595.14 | 713.20 | 1,469.26 |
| | (f) Other Expenses | 395.95 | 173.73 | 906.49 | 569.68 | 1,736.61 | 2,957.59 |
| | (g) Total Expenses [(a) to (f)] | 3,880.58 | 3,682.14 | 6,447.48 | 7,562.72 | 14,009.49 | 26,109.43 |
| 3 | Profit/ (Loss) before Exceptional Items and Tax [1 (c) - 2 (g)] | 597.80 | 138.85 | 309.08 | 736.65 | 532.87 | 1,628.38 |
| 4 | Exceptional Items | - | - | - | - | - | - |
| 5 | Profit / (Loss) before Tax [3+4] | 597.80 | 138.85 | 309.08 | 736.65 | 532.87 | 1,628.38 |
| 6 | Tax Expenses | | | | | | |
| | (a) Current Tax | 94.75 | 10.03 | 112.49 | 104.78 | 294.57 | 520.85 |
| | (b) Deferred Tax Charge/ (Credit) | 57.88 | 1.91 | 9.16 | 59.79 | (57.86) | 78.93 |
| 7 | Profit/ (Loss) after Tax [5 - 6] | 445.17 | 126.91 | 187.43 | 572.08 | 296.16 | 1,028.60 |
| 8 | Other Comprehensive Income (net of tax) | (4.49) | (26.87) | (77.73) | (31.36) | (58.05) | (84.54) |
| 9 | Total Comprehensive Income for the period [7+8] | 440.68 | 100.04 | 109.70 | 540.72 | 238.11 | 944.06 |
| 10 | Paid-up Equity Share Capital (Face Value of Rs. 10 each) | 2,280.02 | 2,280.02 | 2,287.26 | 2,280.02 | 2,287.26 | 2,280.02 |
| 11 | Other Equity (Excluding Revaluation Reserve) | | | | | | 21,337.26 |
| 12 | Earnings per equity share* | | | | | | |
| | -Basic (Rs.) | 1.95 | 0.56 | 0.80 | 2.51 | 1.27 | 4.40 |
| | -Diluted (Rs.) | 1.95 | 0.56 | 0.80 | 2.51 | 1.27 | 4.40 |

* Earnings per equity share for the quarter and half year ended are not annualised.

See accompanying notes to the financial results





| | Particulars | As at | As at |
|----------|--|------------------|------------------|
| | | 30-Sep-20 | 31-Mar-20 |
| | | Unaudited | Audited |
| A | ASSETS | | |
| 1 | Non- Current Assets | | |
| | (a) Property, Plant and Equipment | 4,601.55 | 4,856.26 |
| | (b) Capital Work in Progress | 914.22 | 484.52 |
| | (c) Right of Use Assets | 736.39 | 1,122.40 |
| | (d) Intangible Assets | 1,412.16 | 1,490.18 |
| | (e) Financial Assets | | |
| | (i) Investments | 12,777.34 | 14,477.55 |
| | (ii) Other Financial Assets | 1,158.22 | 1,347.80 |
| | (f) Deferred Tax Assets (net) | 408.34 | 468.13 |
| | (g) Non-Current Tax Assets (net) | 844.29 | 677.30 |
| | (h) Other Non Current Assets | 78.90 | 152.92 |
| | Sub-total Non-Current Assets | 22,931.41 | 25,077.06 |
| 2 | Current Assets | | |
| | (a) Inventories | 1,341.37 | 1,687.02 |
| | (b) Financial Assets | | |
| | (i) Investments | - | - |
| | (ii) Trade Receivables | 7,455.55 | 8,101.95 |
| | (iii) Cash and Cash Equivalents | 889.34 | 802.71 |
| | (iv) Bank Balances other than (iii) above | 1,105.89 | 1,018.62 |
| | (v) Loans | 4,036.98 | 5,123.10 |
| | (vi) Other Financial Assets | 5,778.88 | 5,925.11 |
| | (c) Other Current Assets | 3,324.49 | 2,797.34 |
| | Sub-total Current Assets | 23,932.50 | 25,455.85 |
| | Total Assets | 46,863.91 | 50,532.91 |
| B | EQUITY AND LIABILITIES | | |
| 1 | Equity | | |
| | (a) Equity Share Capital | 2,280.02 | 2,280.02 |
| | (b) Other Equity | 21,909.36 | 21,337.26 |
| | Total Equity | 24,189.38 | 23,617.28 |
| | LIABILITIES | | |
| 2 | Non Current Liabilities | | |
| | (a) Financial Liabilities | | |
| | (i) Borrowings | 5,532.99 | 5,497.59 |
| | (ii) Lease Liabilities | 459.52 | 815.40 |
| | (b) Other Non Current Liabilities | 1,006.14 | 1,014.45 |
| | (c) Provisions | 580.48 | 481.63 |
| | Sub-total Non-Current Liabilities | 7,579.13 | 7,809.07 |
| | Current Liabilities | | |
| | (a) Financial Liabilities | | |
| | (i) Borrowings | 2,419.84 | 3,419.61 |
| | (ii) Lease Liabilities | 365.49 | 434.10 |
| | (iii) Trade Payables | | |
| | Due to Micro and Small Enterprise | 23.21 | 1.59 |
| | Due to Other than Micro and Small Enterprise | 4,251.27 | 6,541.15 |
| | (iv) Other Financial Liabilities | 5,884.07 | 6,408.01 |
| | (b) Other Current Liabilities | 1,705.58 | 1,931.23 |
| | (c) Provisions | 445.94 | 370.87 |
| | Sub-total Current Liabilities | 15,095.40 | 19,106.56 |
| | Total Equity and Liabilities | 46,863.91 | 50,532.91 |

Notes to the Standalone Financial Results:

2. Statement of Cash Flow

(Rs.in lakhs)

| Sr | Particulars | Half Year ended | |
|----------|---|------------------------|------------------------|
| | | 30-Sep-20 Unaudited | 30-Sep-19 Unaudited |
| A | Cash Flow from Operating Activities | | |
| | Net profit before tax | 736.65 | 532.87 |
| | Adjustments : | | |
| | Depreciation and amortisation expenses | 595.14 | 713.20 |
| | Interest Income | (137.93) | (421.19) |
| | Interest expenses | 652.57 | 819.61 |
| | Bad debts | 15.28 | 9.26 |
| | Provision for doubtful debts | (5.21) | 105.70 |
| | Loss / (Profit) on sale of Property, Plant and Equipment (PPE) | 11.15 | 476.55 |
| | Foreign exchange (Gain)/ Loss (net) | 89.15 | (96.69) |
| | Operating Profit before working capital changes | 1,956.80 | 2,139.31 |
| | Movements in Working Capital | | |
| | Decrease / (Increase) in Inventories | 345.65 | 529.39 |
| | Decrease / (Increase) in Trade Receivables and Other Advances | 257.33 | (1,730.99) |
| | (Decrease)/ Increase in Trade Payables, Other liabilities | (2,632.10) | (1,456.73) |
| | | (2,029.12) | (2,658.33) |
| | Cash Generated/ (used in) from Operations | (72.32) | (519.02) |
| | Income taxes refund/ (paid) (net) | (331.55) | 711.57 |
| | Net cash generated / (used in) from Operating Activities | (403.87) | 192.55 |
| B | Cash flow from Investing Activities | | |
| | Purchase of PPE and Other Intangible Assets | (512.11) | (685.73) |
| | Increase/ (Decrease) in Capex Payable | - | 30.00 |
| | Redemption of Investments | 1,700.21 | - |
| | Loans/ Advances given to/ (repaid from) subsidiaries | 1,145.71 | 1,539.32 |
| | Interest received | 48.92 | 433.40 |
| | Fixed deposits with Banks | 102.31 | (51.93) |
| | Net cash generated from Investing Activities | 2,485.04 | 1,265.07 |
| C | Cash flow from Financing Activities | | |
| | Proceeds/ (Repayment) of Long-Term Borrowings (net) | (164.11) | 573.18 |
| | Proceeds / (Repayments) of Short-Term Borrowings (net) | (999.77) | (156.66) |
| | Repayment of Lease Liabilities | (206.68) | (315.11) |
| | Buyback of Equity Shares | - | (936.31) |
| | Dividend and Dividend Distribution Tax | - | (459.72) |
| | Interest paid | (623.98) | (626.57) |
| | Net cash generated / (used in) from Financing Activities | (1,994.54) | (1,921.18) |
| D | Net Decrease in Cash and Cash Equivalents (A+B+C) | 86.63 | (463.57) |
| | Cash and Cash Equivalents at beginning of year | 802.71 | 1,479.21 |
| E | Cash and Cash Equivalents at end of period | 889.34 | 1,015.64 |




Aravind

Notes to the Standalone Financial Results:

3. Other Expenses include foreign exchange loss of INR 106.69 Lakhs and INR 89.15 Lakhs for the quarter and half year ended 30/09/2020 respectively (Other income include foreign exchange (gain) for Quarter and half year ended 30/09/2019: INR (107.73) Lakhs and INR (96.69) Lakhs respectively).
4. Software development and other related expenses include purchase of material and license of INR 701.96 Lakhs and INR 805.02 Lakhs for the quarter and half year ended 30/09/2020 respectively. (Quarter and half year ended 30/09/2019: INR 2,166.12 Lakhs and INR 4,310.56 Lakhs respectively).
5. During the period ended 30/09/2020, the Company has reassessed useful life of 10 years from 6 years for certain class of Property, Plant and Equipment and applied the change w.e.f.1st April 2020, consequentially Depreciation INR 61.33 Lakhs for quarter ended 30.06.2020 has been reversed in current quarter.
6. As required under Ind AS 115 "Revenue from Contracts with Customers", unbilled revenue is accounted on estimate basis in respect of contracts where the contractual right to consideration is based on completion of contractual milestones as confirmed by the technical team.
7. The Company has considered the possible effects that may result from the pandemic relating to COVID-19 on the carrying amounts of receivables, unbilled revenues, right of use assets and intangible assets. In estimating the possible future uncertainties in the global economic conditions because of this pandemic, the Company, as at the date of approval of these financial results, has used internal and external sources of information including credit reports and related information, economic forecasts and consensus estimates from market sources on the expected performance of the Company. The Company has performed sensitivity analysis on the assumptions used and based on current estimates expects the carrying amount of these assets will be recovered. The impact of COVID-19 on the Company's financial results may differ from that estimated as at the date of approval of these financial results.
8. The Ministry of Corporate Affairs vide notification dated July 24, 2020, issued an amendment to Ind AS 116 - leases, by inserting a practical expedient with respect to "Covid-19-Related Rent Concessions" effective from the period beginning on or after April 01, 2020. Pursuant to the above amendment, the Company has applied the practical expedient during the quarter ended June 30, 2020 by accounting the unconditional rent concessions of INR. 42.00 Lakhs netted off with "Other expenses" in the financial results.
9. The new Code on Social Security, 2020 has been enacted, which would impact the contributions by the Company towards Provident Fund and Gratuity. The effective date from which the changes will be applicable is yet to be notified and the rules are yet to be framed. The Company will complete its evaluation and will give appropriate impact in its financial results in the period in which, the Code and the Rules becomes effective.
10. The segment information, pursuant to the requirement of Ind AS 108 operating Segments, is given as part of the consolidated financial results.
11. The figures for the earlier periods have been regrouped / reclassified wherever necessary to make them comparable with those of the current period.
12. The Statutory Auditors of the Company have conducted a limited review of the standalone financial results for the quarter and half year ended 30/09/2020 pursuant to the requirements of Regulation 33 of the SEBI (LODR) Regulations, 2015. These financial results have been reviewed by the Audit Committee and thereafter approved by the Board of Directors at their respective meetings held on 06/11/2020.

Place: Navi Mumbai
Date: 06/11/2020



For Aurionpro Solutions Limited



Amit Sheth
Co- Chairman and Director

CHOKSHI & CHOKSHI LLP


Chartered Accountants


Independent Auditor's Review Report on the Quarterly and Year to Date Unaudited Standalone Financial Results Pursuant to the Regulation 33 of the SEBI (Listing Obligations and Disclosure Requirements) Regulations, 2015, as amended

**To The Board of Directors
Aurionpro Solutions Limited**

1. We have reviewed the accompanying Statement of Unaudited Standalone Financial Results of Aurionpro Solutions Limited (the 'Company') for the quarter and half-year ended 30/09/2020 (the 'Statement'), being submitted by the Company pursuant to the requirements of Regulation 33 of the SEBI (Listing Obligations and Disclosure Requirements) Regulations, 2015, as amended (the 'Regulation').
2. This Statement, which is the responsibility of the Company's Management and approved by the Board of Directors, has been prepared in accordance with the recognition and measurement principles laid down in the Indian Accounting Standards prescribed under section 133 of the Companies Act, 2013 (the 'Act') read with relevant rules issued there under and other accounting principles generally accepted in India. Our responsibility is to issue a report on the Statement based on our review.
3. We conducted our review of the Statement in accordance with the Standard on Review Engagements (SRE) 2410, 'Review of Interim Financial Information performed by the Independent Auditor of the Entity' issued by the Institute of Chartered Accountants of India. This standard requires that we plan and perform the review to obtain moderate assurance as to whether the Statement is free from material misstatement. A review is limited primarily to inquiries of the Company personnel and analytical procedures applied to financial data and thus provides less assurance than an audit. We have not performed an audit and accordingly, we do not express an audit opinion.
4. Based on our review conducted and procedure performed as stated in paragraph 3 above, nothing has come to our attention that causes us to believe that the accompanying Statement of unaudited standalone financial results, prepared in accordance with recognition and measurement principles laid down in the Indian Accounting Standards prescribed under Section 133 of the Act, as amended, read with relevant rules issued there under and other accounting principles generally accepted in India, has not disclosed the information required to be disclosed in terms of Regulation 33 of the Regulations, including the manner in which it is to be disclosed, or that it contains any material misstatement.

For CHOKSHI & CHOKSHI LLP
Chartered Accountants
FRN - 101872W /W100045




Nilesch Joshi
Partner
M. No. 114749
UDIN:20114749AAAAFL2070


Place: Navi Mumbai
Date: 06/11/2020

Aurionpro Solutions Limited

Statement of Unaudited Consolidated Financial Results for the Quarter and Half year ended September 30, 2020

| | | | | | | | (Rs.in lakhs) |
|-----------|---|-----------------|-----------------|------------------|------------------|------------------|------------------|
| Sr No. | Particulars | Quarter ended | | | Half Year ended | | Year ended |
| | | 30-Sep-20 | 30-Jun-20 | 30-Sep-19 | 30-Sep-20 | 30-Sep-19 | 31-Mar-20 |
| | | Unaudited | Unaudited | Unaudited | Unaudited | Unaudited | Audited |
| 1 | Income | | | | | | |
| | (a) Revenue from Operations | 8,837.24 | 7,602.06 | 12,348.84 | 16,439.30 | 24,081.13 | 45,502.04 |
| | (b) Other Income | (20.11) | 150.90 | 246.31 | 130.79 | 375.28 | 978.79 |
| | (c) Total income [(a) + (b)] | 8,817.13 | 7,752.96 | 12,595.15 | 16,570.09 | 24,456.41 | 46,480.83 |
| 2 | Expenses | | | | | | |
| | (a) Software, Hardware and Other Material Cost | 2,366.45 | 1,406.45 | 4,714.72 | 3,772.90 | 8,463.69 | 16,176.83 |
| | (b) Change in Inventories of Raw Materials, Finished Goods and Stock-in-Trade | (77.71) | 212.32 | (337.22) | 134.61 | 223.51 | 764.94 |
| | (c) Employee Benefits Expense | 3,676.59 | 3,544.26 | 3,991.55 | 7,220.85 | 7,681.96 | 15,026.67 |
| | (d) Finance Costs | 384.68 | 428.07 | 482.72 | 812.75 | 980.64 | 1,826.42 |
| | (e) Depreciation and Amortisation Expense | 795.55 | 1,041.11 | 949.24 | 1,836.66 | 1,900.91 | 4,219.75 |
| | (f) Other Expenses | 835.65 | 798.89 | 1,389.63 | 1,634.54 | 2,708.82 | 5,079.15 |
| | (g) Total Expenses [(a) to (f)] | 7,981.21 | 7,431.10 | 11,190.64 | 15,412.30 | 21,959.53 | 43,093.76 |
| 3 | Profit/ (Loss) before Share of Profit of Associates, Exceptional Items and Tax [1 (c) - 2 (g)] | 835.92 | 321.86 | 1,404.51 | 1,157.79 | 2,496.88 | 3,387.07 |
| 4 | Share of Profit of Associates | - | - | 12.35 | - | 31.45 | 40.78 |
| 5 | Profit/ (Loss) before Exceptional Items and Tax [3+4] | 835.92 | 321.86 | 1,416.86 | 1,157.79 | 2,528.33 | 3,427.85 |
| 6 | Exceptional Items | - | - | - | - | - | - |
| 7 | Profit / (Loss) before Tax [5+6] | 835.92 | 321.86 | 1,416.86 | 1,157.79 | 2,528.33 | 3,427.85 |
| 8 | Tax Expenses | | | | | | |
| | (a) Current Tax | 105.68 | 35.23 | 170.45 | 140.91 | 386.43 | 428.21 |
| | (b) Deferred Tax Charge/ (Credit) | 58.50 | (52.82) | 6.25 | 5.68 | (125.92) | (169.46) |
| 9 | Profit/ (Loss) after Tax [7 - 8] | 671.74 | 339.45 | 1,240.16 | 1,011.20 | 2,267.82 | 3,169.10 |
| 10 | Other Comprehensive Income (net of tax) | 4.32 | (13.33) | (110.47) | (9.01) | (52.86) | (25.75) |
| 11 | Total Comprehensive Income for the period [9+10] | 676.06 | 326.12 | 1,129.69 | 1,002.19 | 2,214.96 | 3,143.35 |
| 12 | Profit/ (Loss) for the period attributable to | | | | | | |
| | (a) Equity holders of the company | 715.33 | 416.98 | 1,048.60 | 1,132.31 | 1,977.29 | 3,193.09 |
| | (b) Non Controlling Interest | (43.58) | (77.53) | 191.56 | (121.11) | 290.53 | (23.99) |
| 13 | Paid-up Equity Share Capital (Face Value of Rs.10 each) | 2,280.02 | 2,280.02 | 2,287.26 | 2,280.02 | 2,287.26 | 2,280.02 |
| 14 | Other Equity (Excluding Revaluation Reserve) | | | | | | 52,059.92 |
| 15 | Earnings per equity share* | | | | | | |
| | - Basic (Rs.) | 3.14 | 1.83 | 4.48 | 4.97 | 8.45 | 13.65 |
| | - Diluted (Rs.) | 3.14 | 1.83 | 4.48 | 4.97 | 8.45 | 13.65 |

* Earnings per equity share for the quarter and half year ended are not annualised.
See accompanying notes to the financial results



Amrta





| | Particulars | As at | |
|--|------------------|------------------|-----------|
| | | 30-Sep-20 | 31-Mar-20 |
| | | Unaudited | Audited |
| A ASSETS | | | |
| 1 Non- Current Assets | | | |
| (a) Property, Plant and Equipment | 5,825.48 | 6,195.93 | |
| (b) Capital Work in Progress | 914.22 | 484.52 | |
| (c) Right of use assets | 1,222.20 | 2,299.29 | |
| (d) Goodwill | 6,457.30 | 6,594.21 | |
| (e) Other Intangible Assets | 16,845.84 | 16,607.70 | |
| (f) Intangible assets under Developments | 13,841.76 | 12,913.47 | |
| (g) Financial Assets | | | |
| (i) Investment | 3,040.29 | 4,169.18 | |
| (ii) Other Financial Assets | 1,158.22 | 1,347.80 | |
| (h) Non-Current Tax Assets (net) | 4,019.59 | 4,095.87 | |
| (i) Deferred Tax Assets (net) | 882.44 | 906.12 | |
| (j) Other Non Current Assets | 78.89 | 218.56 | |
| Sub-total Non-Current Assets | 54,286.24 | 55,832.65 | |
| 2 Current Assets | | | |
| (a) Inventories | 2,536.27 | 2,664.05 | |
| (b) Financial Assets | | | |
| (i) Investments | - | - | |
| (ii) Trade Receivables | 12,838.10 | 13,338.17 | |
| (iii) Cash and Cash Equivalents | 2,739.14 | 2,001.48 | |
| (iv) Bank Balances other than (iii) above | 1,401.93 | 1,229.87 | |
| (v) Other Financial Assets | 7,360.39 | 7,499.93 | |
| (c) Other Current Assets | 14,427.14 | 15,066.87 | |
| Sub-total Current Assets | 41,302.96 | 41,800.37 | |
| Total Assets | 95,589.20 | 97,633.02 | |
| B EQUITY AND LIABILITIES | | | |
| 1 Equity | | | |
| (a) Equity Share Capital | 2,280.02 | 2,280.02 | |
| (b) Other Equity | 53,426.60 | 52,059.92 | |
| Equity Attributable to Owner's of the company | 55,706.62 | 54,339.94 | |
| Non-Controlling Interest | 8,427.55 | 8,755.37 | |
| Total Equity | 64,134.17 | 63,095.31 | |
| 2 Liabilities | | | |
| Non Current Liabilities | | | |
| (a) Financial Liabilities | | | |
| (i) Borrowings | 5,987.95 | 5,552.61 | |
| (ii) Lease Liability | 772.49 | 1,698.08 | |
| (b) Other non current liabilities | 1,006.14 | 1,014.45 | |
| (c) Provisions | 580.48 | 518.55 | |
| Sub-total Non-Current Liabilities | 8,347.05 | 8,783.69 | |
| Current Liabilities | | | |
| (a) Financial Liabilities | | | |
| (i) Borrowings | 4,423.37 | 4,039.18 | |
| (ii) Lease Liabilities | 558.51 | 767.21 | |
| (iii) Trade Payables | | | |
| Due to Micro and Small Enterprise | 23.21 | 1.59 | |
| Due to Other than Micro and Small Enterprise | 6,300.47 | 7,780.91 | |
| (iv) Other Financial Liabilities | 7,459.82 | 7,513.20 | |
| (b) Other Current Liabilities | 3,403.30 | 4,950.31 | |
| (c) Provisions | 602.55 | 504.28 | |
| (d) Current Tax Liabilities (net) | 336.74 | 197.34 | |
| Sub-total - Current Liabilities | 23,107.97 | 25,754.02 | |
| Total Equity and Liabilities | 95,589.20 | 97,633.02 | |



Notes to the Consolidated Financial Results:
2. Statement of Cash Flow

(Rs. in lakhs)

| Sr. | Particulars | Half year ended | |
|----------|---|-------------------|-------------------|
| | | 30-Sep-20 | 30-Sep-19 |
| | | Unaudited | Unaudited |
| A | Cash Flow from Operating Activities | | |
| | Net Profit Before Tax | 1,157.79 | 2,528.33 |
| | Adjustments : | | |
| | Depreciation and Amortisation Expenses | 1,836.66 | 1,900.91 |
| | Interest Income | (83.77) | (316.40) |
| | Interest Expenses | 729.82 | 888.06 |
| | Bad debts | 15.28 | 9.26 |
| | Provision for doubtful debts | 6.89 | 105.70 |
| | Loss on sale of Property, Plant and Equipment (PPE) | 11.15 | 476.55 |
| | ESPS/ Stock option Plan | - | 147.75 |
| | Foreign exchange differences (Gain)/Loss (net) | (786.59) | (836.50) |
| | Operating Profit before working capital changes | 2,887.23 | 4,903.66 |
| | Movements in Working Capital | | |
| | Decrease / (Increase) in Inventories | 127.78 | 221.57 |
| | Decrease / (Increase) in Trade Receivables and Other Advances | 1,378.17 | 472.00 |
| | (Decrease)/ Increase in Trade Payables, Other liabilities, | (2,720.63) | (1,830.67) |
| | | (1,214.68) | (1,137.10) |
| | Cash Generated from Operations | 1,672.55 | 3,766.56 |
| | Income taxes refund/ (paid) (net) | (186.05) | 437.08 |
| | Net cash generated from Operating Activities | 1,486.50 | 4,203.64 |
| | | | |
| B | Cash flow from Investing Activities | | |
| | Purchase of PPE and Other Intangible Assets | (2,592.61) | (3,269.56) |
| | Purchase of Investment | 1,128.89 | (1,221.66) |
| | Interest Received | 83.50 | 316.42 |
| | Investment in Bank Fixed deposits | 17.52 | (126.20) |
| | Net cash used in Investing Activities | (1,362.70) | (4,301.00) |
| | | | |
| C | Cash flow from Financing Activities | | |
| | Proceeds from Long-Term Borrowings (net) | 235.57 | 657.83 |
| | Proceeds/ (Repayment) of Short-Term Borrowings (net) | 384.19 | (605.76) |
| | Repayment of Lease Liabilities | (394.95) | (428.64) |
| | Buyback of Equity Shares | - | (936.31) |
| | Proceeds from issue of equity shares (including security premium) | 1,067.89 | 2,266.67 |
| | Dividend and Dividend Distribution Tax | - | (459.72) |
| | Interest Paid | (678.84) | (668.58) |
| | Net cash generated/ (used in) from Financing Activities | 613.86 | (174.51) |
| | | | |
| D | Net (Decrease) / Increase In Cash and Cash Equivalents (A+B+C) | 737.66 | (271.88) |
| E | Cash and Cash Equivalents at beginning of year (D+E) | 2,001.48 | 3,523.08 |
| F | Cash and Cash Equivalents at end of period | 2,739.14 | 3,251.20 |





3. Segment information

(Rs. in lakhs)

| Sr. No. | Particulars | Quarter ended | | | Half Year Ended | | Year ended |
|---------|---|-----------------|-----------------|------------------|------------------|------------------|------------------|
| | | 30-Sep-20 | 30-Jun-20 | 30-Sep-19 | 30-Sep-20 | 30-Sep-19 | 31-Mar-20 |
| | | Unaudited | Unaudited | Unaudited | Unaudited | Unaudited | Audited |
| 1 | Segment Revenue | | | | | | |
| A | Information technologies and consultancy services | 7,705.80 | 6,904.65 | 9,528.81 | 14,610.45 | 17,240.59 | 32,490.81 |
| B | Sale of equipment and License | 1,131.44 | 697.41 | 2,820.03 | 1,828.85 | 6,840.54 | 13,011.23 |
| | Total (a+b) | 8,837.24 | 7,602.06 | 12,348.84 | 16,439.30 | 24,081.13 | 45,502.04 |
| 1 | Segment Results | | | | | | |
| A | Information technologies and consultancy services | 6,316.36 | 5,667.88 | 7,252.47 | 11,984.25 | 13,675.55 | 25,181.52 |
| B | Sale of equipment and License | 232.14 | 315.41 | 718.87 | 547.55 | 1,718.38 | 3,378.75 |
| | Total (a+b) | 6,548.50 | 5,983.29 | 7,971.34 | 12,531.80 | 15,393.93 | 28,560.27 |
| | Less: Un-allocable expenses | | | | | | |
| A | Employee benefits expense | 3,676.59 | 3,544.26 | 3,991.55 | 7,220.85 | 7,681.96 | 15,026.67 |
| B | Finance costs | 384.68 | 428.07 | 482.72 | 812.75 | 980.64 | 1,826.42 |
| C | Depreciation and amortisation expenses | 795.55 | 1,041.11 | 949.24 | 1,836.66 | 1,900.91 | 4,219.75 |
| D | Other expenses | 835.65 | 798.89 | 1,389.63 | 1,634.54 | 2,708.82 | 5,079.15 |
| Add: | Un-allocable income | (20.11) | 150.91 | 246.31 | 130.79 | 375.28 | 978.79 |
| Add: | Share of Profit of Associates | - | - | 12.35 | - | 31.45 | 40.78 |
| | Total profit before tax | 835.92 | 321.86 | 1,416.86 | 1,157.79 | 2,528.33 | 3,427.85 |

Assets and liabilities used in the Company's business are not identified to any of the reportable segment, as these are used interchangeably between segments. The Management believes that it is not practicable to provide segment disclosures relating to total assets and liabilities since a meaningful segregation of the available data is onerous.

- The Company has consolidated financial results of all its Subsidiary Companies, Joint ventures/Associates as per Indian Accounting Standard 110-Consolidated Financial Statements.
- During the period ended 30/09/2020, the Company has reassessed useful life of 10 years from 6 years for certain class of Property. Plant and Equipment and applied the change w.e.f. 1st April 2020, consequentially Depreciation INR 61.33 lakhs for quarter ended 30.06.2020 has been reversed in current quarter.
- Other Income include foreign exchange (gain) / loss of INR 67.99 Lakhs and INR (32.29) Lakhs for the quarter and half year ended 30/09/2020 respectively. (Quarter and half year ended 30/09/2019: INR (67.82) Lakhs and INR (18.63) Lakhs respectively).
- As required under Ind AS 115 "Revenue from Contracts with Customers", unbilled revenue is accounted on estimate basis in respect of contracts where the contractual right to consideration is based on completion of contractual milestones as confirmed by the technical team.




8. The Company's standalone turnover, profit before tax, profit after tax and total comprehensive income is as under:

| Particulars | (Rs. in lakhs) | |
|----------------------------|--|--|
| | Quarter ended 30/09/2020 (Unaudited) | Half year ended 30/09/2020 (Unaudited) |
| Turnover | 4,414.64 | 8,137.69 |
| Profit before tax | 597.80 | 736.65 |
| Profit after tax | 445.17 | 572.08 |
| Total Comprehensive Income | 440.68 | 540.72 |

9. The Company has considered the possible effects that may result from the pandemic relating to COVID-19 on the carrying amounts of receivables, unbilled revenues, right of use assets and intangible assets. In estimating the possible future uncertainties in the global economic conditions because of this pandemic, the Company, as at the date of approval of these financial results, has used internal and external sources of information including credit reports and related information, economic forecasts and consensus estimates from market sources on the expected performance of the Company. The Company has performed sensitivity analysis on the assumptions used and based on current estimates expects the carrying amount of these assets will be recovered. The impact of COVID-19 on the Company's financial results may differ from that estimated as at the date of approval of these financial results.
10. As per Regulation 33(3)(h) of the SEBI (Listing Obligations and Disclosure Requirements) Regulations, 2015, eighty percent of each of the consolidated revenue, assets and profits, respectively, needs to be covered under limited review. In order to comply with this requirement, two US based subsidiaries are required to be covered as part of the limited review. But due to COVID-19 pandemic, limited review of said subsidiaries is not conducted. Nevertheless, the above mentioned requirement has been covered to the required extent in respect of consolidated revenue and profits and around Sixty Seven percent in respect of consolidated assets.
11. The Ministry of Corporate Affairs vide notification dated July 24, 2020, issued an amendment to Ind AS 116 - leases, by inserting a practical expedient with respect to "Covid-19-Related Rent Concessions" effective from the period beginning on or after April 01, 2020. Pursuant to the above amendment, the Company has applied the practical expedient during the quarter ended June 30, 2020 by accounting the unconditional rent concessions of INR. 42.00 lakhs netted off with "Other expenses" in the financial results.
12. The new Code on Social Security, 2020 has been enacted, which would impact the contributions by the Company towards Provident Fund and Gratuity. The effective date from which the changes will be applicable is yet to be notified and the rules are yet to be framed. The Company will complete its evaluation and will give appropriate impact in its financial results in the period in which, the Code and the Rules becomes effective.
13. The figures for the earlier periods have been regrouped/ reclassified wherever necessary to make them comparable with those of the current period.
14. The Statutory Auditors of the Company have conducted a limited review of the consolidated financial results for the quarter and half year ended 30/09/2020 pursuant to the requirements of Regulation 33 of the SEBI (LODR) Regulations 2015. These financial results have been reviewed by the Audit Committee and thereafter approved by the Board of Directors at their respective meetings held on 06/11/2020.

Place: Navi Mumbai
Date: 06/11/2020



For Aurionpro Solutions Limited



Amit Sheth
Co- Chairman and Director

CHOKSHI & CHOKSHI LLP

Chartered Accountants


Independent Auditor's Review Report on the Quarterly and Year to Date Unaudited Consolidated Financial Results Pursuant to the Regulation 33 of the SEBI (Listing Obligations and Disclosure Requirements) Regulations, 2015, as amended

To
The Board of Directors
Aurionpro Solutions Limited

1. We have reviewed the accompanying Statement of Unaudited Consolidated Financial Results of Aurionpro Solutions Limited (the 'Holding Company') and its subsidiaries (the Holding Company and its subsidiaries together referred to as the 'Group'), and its share of the net profit after tax and total comprehensive income of its associates for the quarter and half-year ended 30/09/2020 (the 'Statement'), being submitted by the Holding Company pursuant to the requirements of Regulation 33 of the SEBI (Listing Obligations and Disclosure Requirements) Regulations, 2015, as amended (the 'Regulations').
2. This Statement, which is the responsibility of the Holding Company's Management and approved by the Holding Company's Board of Directors, has been prepared in accordance with the recognition and measurement principles laid down in the Indian Accounting Standards prescribed under section 133 of the Companies Act, 2013 (the 'Act') read with relevant rules issued thereunder and other accounting principles generally accepted in India. Our responsibility is to issue a report on the Statement based on our review.
3. We conducted our review of the Statement in accordance with the Standard on Review Engagements (SRE) 2410, 'Review of Interim Financial Information Performed by the Independent Auditor of the Entity' issued by the Institute of Chartered Accountants of India. This standard requires that we plan and perform the review to obtain moderate assurance as to whether the Statement is free from material misstatement. A review is limited primarily to inquiries of the Company personnel and analytical procedures applied to financial data and thus provides less assurance than an audit. We have not performed an audit and accordingly, we do not express an audit opinion.

We also performed procedures in accordance with the SEBI Circular No. CIR/CFD/CMD1/44/2019 dated 29.03.2019 issued by the Securities and Exchange Board of India under Regulation 33(8) of the Regulations, to the extent applicable.

4. The Statement includes the results of the entities as given in the **Annexure – 1** to this report.
5. Based on our review conducted and procedure performed as stated in paragraph 3 above, based on the consideration of the review reports of other auditors referred to in paragraph 6 below, unaudited financial results referred in paragraph 7 below and read with paragraph 8 below, nothing has come to our attention that causes us to believe that the accompanying Statement, prepared in accordance with recognition and measurement principles laid down in the Indian Accounting Standards specified under Section 133 of the Act, as amended, read with relevant rules issued there under and other accounting principles generally accepted in India, has not disclosed the information required to be disclosed in terms of Regulation 33 of the Regulations, including the manner in which it is to be disclosed, or that it contains any material misstatement.
6. We did not review the financial results of subsidiaries included in the unaudited consolidated financial results, whose financial results reflect total assets of Rs.46831.80 lakhs as at 30/09/2020 and total revenues of Rs.3274.88 lakhs and Rs.5897.40 lakhs, total net profit after tax of Rs.154.32 lakhs and Rs.379.74 lakhs and total comprehensive income of Rs.7.56 lakhs and Rs.13.61 lakhs for the quarter ended 30/09/2020 and half year ended 30/09/2020, respectively, and cash flow (net) of Rs.123.19 lakhs for the half year ended 30/09/2020 as considered in the consolidated unaudited financial results. The consolidated unaudited financial results also include the Group's share of net profit after tax of Rs.406.30 lakhs and Rs.523.92 lakhs and total comprehensive income of Rs.3.70 lakhs and Rs.1.73 lakhs for the quarter ended 30/09/2020 and half year ended 30/09/2020 respectively, as considered in the consolidated unaudited financial results, in respect of joint venture, whose interim financial results have not been reviewed by us. These interim financial results have been reviewed by other auditors/chartered accountant, whose reports have been furnished to us by the Holding Company's Management and our conclusion on the Statement, in so far as it relates to the amounts and disclosures included in respect of these



Chokshi & Chokshi LLP is a Limited Liability Partnership with LLP Registration No. AAC-8909

Regd. Office: 15/17, Raghavji 'B' Bldg., Ground Floor, Raghavji Road, Gowalia Tank, Off Kemps Corner, Mumbai-400036

Tel.: +91-22-2383 6900 ; Fax : +91-22-2383 6901 ; Web: www.chokshinandchokshi.com

E-mail: contact@chokshinandchokshi.com

CHOKSHI & CHOKSHI LLP


Chartered Accountants


subsidiaries and joint venture, is based solely on the report of the other auditors and the procedures performed by us as stated in paragraph 3 above.

Of the subsidiaries referred to above, in respect of certain subsidiaries, their financial results have been prepared in accordance with accounting principles generally accepted in the respective countries of incorporation and the Parent's Management has converted these financial results from accounting principles generally accepted in the respective countries to accounting principles generally accepted in India. Our conclusion on the Statement is not modified in respect of this matter.

7. The accompanying unaudited consolidated financial results include the financial results of certain subsidiaries which have not been reviewed by the auditors/chartered accountants, whose financial results reflect total assets of Rs.49280.71 lakhs as at 30/09/2020 and total revenue of Rs.1802.40 lakhs and Rs.3533.56 lakhs, total net profit/(loss) after tax of Rs.(351.52) lakhs and Rs.(538.82) lakhs and total comprehensive income/(loss) of Rs.(2.45) lakhs and Rs.7.01 lakhs, for the quarter ended 30/09/2020 and half year ended 30/09/2020, respectively, and cash flow (net) of Rs.458.89 lakhs for the half year ended 30/09/2020 as considered in the consolidated unaudited financial results. These financial results have been prepared in accordance with accounting principles generally accepted in the respective countries of incorporation and the Holding Company's Management has converted these financial results from accounting principles generally accepted in the respective countries to accounting principles generally accepted in India. These financial results have been presented solely based on information compiled by the Holding Company's Management and approved by the Board of Directors. According to the information and explanations given to us by the Parent's Management, these financial results are not material to the Group. Our conclusion on the Statement is not modified in respect of this matter.
8. We draw your attention to note 10 to the consolidated financial results, which describes the extent of coverage of consolidated revenue, assets and profits pursuant to the requirements of Regulation 33(3)(h) of Listing Regulations. Our conclusion is not modified in respect of this matter.

For CHOKSHI & CHOKSHI LLP
Chartered Accountants
FRN - 101872W /W100045




Nilesh Joshi
Partner

M. No. 114749

UDIN: 20114749AAAAAFM8935

Place: Navi Mumbai

Date: 06.11.2020

Chokshi & Chokshi LLP is a Limited Liability Partnership with LLP Registration No. AAC-8909

Regd. Office: 15/17, Raghavji 'B' Bldg., Ground Floor, Raghavji Road, Gowalia Tank, Off Kemps Corner, Mumbai-400036

Tel.: +91-22-2383 6900 ; Fax : +91-22-2383 6901 ; Web: www.chokshiandchokshi.com

E-mail: contact@chokshiandchokshi.com

CHOKSHI & CHOKSHI LLP
Chartered Accountants

Annexure – I to the Independent Auditor's Review Report on the Quarterly Unaudited Consolidated Financial Results

Unaudited Consolidated Financial Results for the quarter and half year ended 30/09/2020 include results of the following entities:

1. Aurionpro Fintech Inc
2. Aurionpro Future Solutions Pte Limited
3. Aurionpro Holdings Pte Limited
4. Aurionpro Market Systems Pte Limited
5. Aurionpro Solutions (Africa) Limited
6. Aurionpro Solutions PLC
7. Aurionpro Solutions Pte Ltd.
8. Aurionpro Solutions Pty Limited
9. Cyberinc Corporation.
10. Aurofidel Outsourcing Limited
11. Integrosys Corporation
12. Integro Technologies Co. Ltd.
13. Integro Technologies Pty Limited
14. Integro Technologies Pte Limited
15. Integro Technologies SDN.BHD
16. Integro Technologies (Vietnam)
17. Intellvisions Software LLC
18. Intellvisions Solutions Pvt. Ltd.
19. PT Aurionpro
20. Sena Systems Private Limited
21. Servopt Consulting Private Limited
22. Spike Inc.
23. SC Soft Pte. Ltd.
24. Neo.BNK
25. Extrabox Pte Ltd
26. Shenzhen SC Trading Co. Ltd
27. SC Soft SDN BHD
28. SC Soft Technologies Private Limited

