



06th February, 2024

To, National Stock Exchange of India Limited Exchange Plaza'. C-1, Block G, Bandra Kurla Complex, Bandra (E), Mumbai - 400 051. NSE SYMBOL: AURIONPRO	To, The BSE Limited, 25 th Floor, P. J. Towers, Fort, Mumbai: 400 001. SCRIP CODE: 532668
---	---

Sub: Investor Presentation

Dear Sir/Madam,

Kindly find enclosed herewith Investor Presentation relating to announcement of Un-Audited financial results of the Company for the third quarter/nine months ended 31th December, 2023.

You are requested to upload the same on your website.

Thanking you,

Yours faithfully,

For Aurionpro Solutions Limited

**Ninad Kelkar
Company Secretary**

Great
Place
To
Work®

Certified
MAR 2022 - MAR 2023
INDIA



A D A P T

The New World Order
Of Digital

Quarterly Update
Q3 & 9M FY24
February 2024

This presentation and the accompanying slides (the “Presentation”), which have been prepared by **Aurionpro Solutions Limited** (the “Company”), have been prepared solely for information purposes and do not constitute any offer, recommendation or invitation to purchase or subscribe for any securities, and shall not form the basis or be relied on in connection with any contract or binding commitment what so ever. No offering of securities of the Company will be made except by means of a statutory offering document containing detailed information about the Company.

This Presentation has been prepared by the Company based on information and data which the Company considers reliable, but the Company makes no representation or warranty, express or implied, whatsoever, and no reliance shall be placed on, the truth, accuracy, completeness, fairness and reasonableness of the contents of this Presentation. This Presentation may not be all inclusive and may not contain all of the information that you may consider material. Any liability in respect of the contents of, or any omission from, this Presentation is expressly excluded.

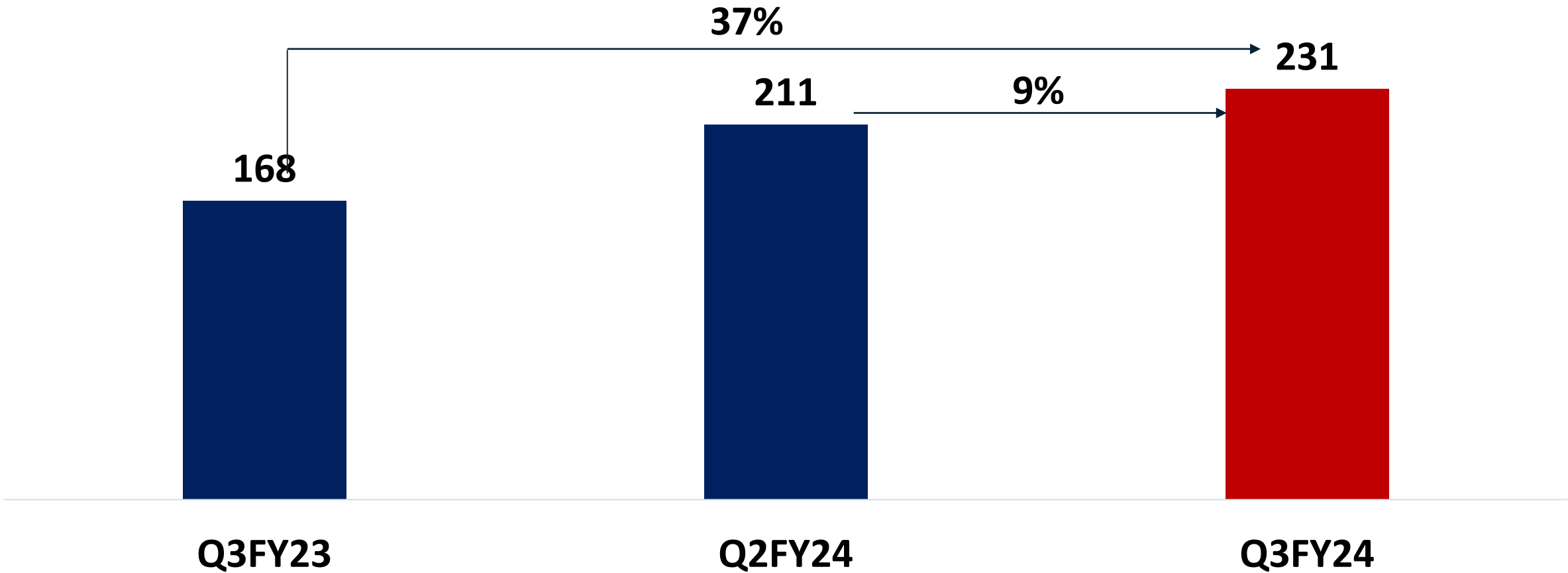
Certain matters discussed in this Presentation may contain statements regarding the Company’s market opportunity and business prospects that are individually and collectively forward-looking statements. Such forward-looking statements are not guarantees of future performance and are subject to known and unknown risks, uncertainties and assumptions that are difficult to predict. These risks and uncertainties include, but are not limited to, the performance of the Indian economy and of the economies of various international markets, the performance of the industry in India and world-wide, competition, the company’s ability to successfully implement its strategy, the Company’s future levels of growth and expansion, technological implementation, changes and advancements, changes in revenue, income or cash flows, the Company’s market preferences and its exposure to market risks, as well as other risks. The Company’s actual results, levels of activity, performance or achievements could differ materially and adversely from results expressed in or implied by this Presentation. The Company assumes no obligation to update any forward-looking information contained in this Presentation. Any forward-looking statements and projections made by third parties included in this Presentation are not adopted by the Company and the Company is not responsible for such third party statements and projections.

All Maps used in the presentation are not to scale. All data, information, and maps are provided "as is" without warranty or any representation of accuracy, timeliness or completeness

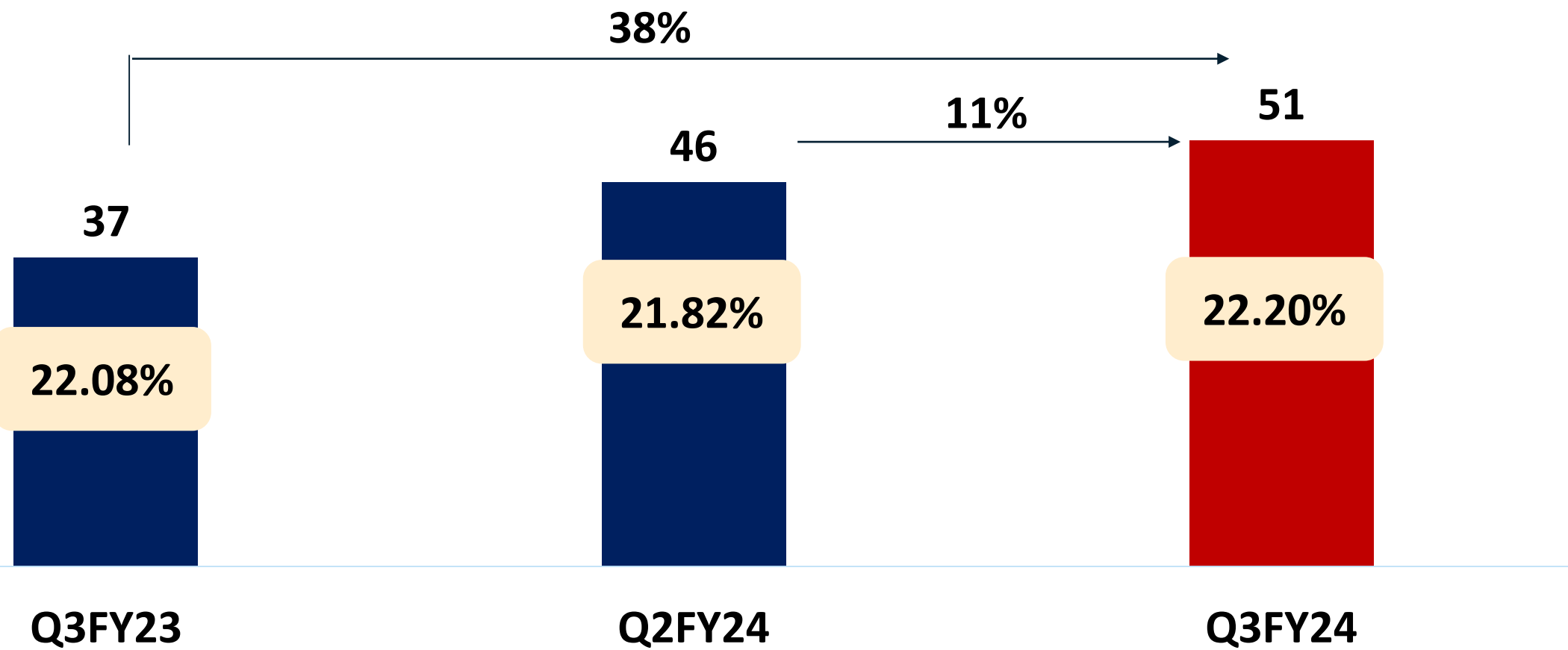
01

FINANCIAL HIGHLIGHTS

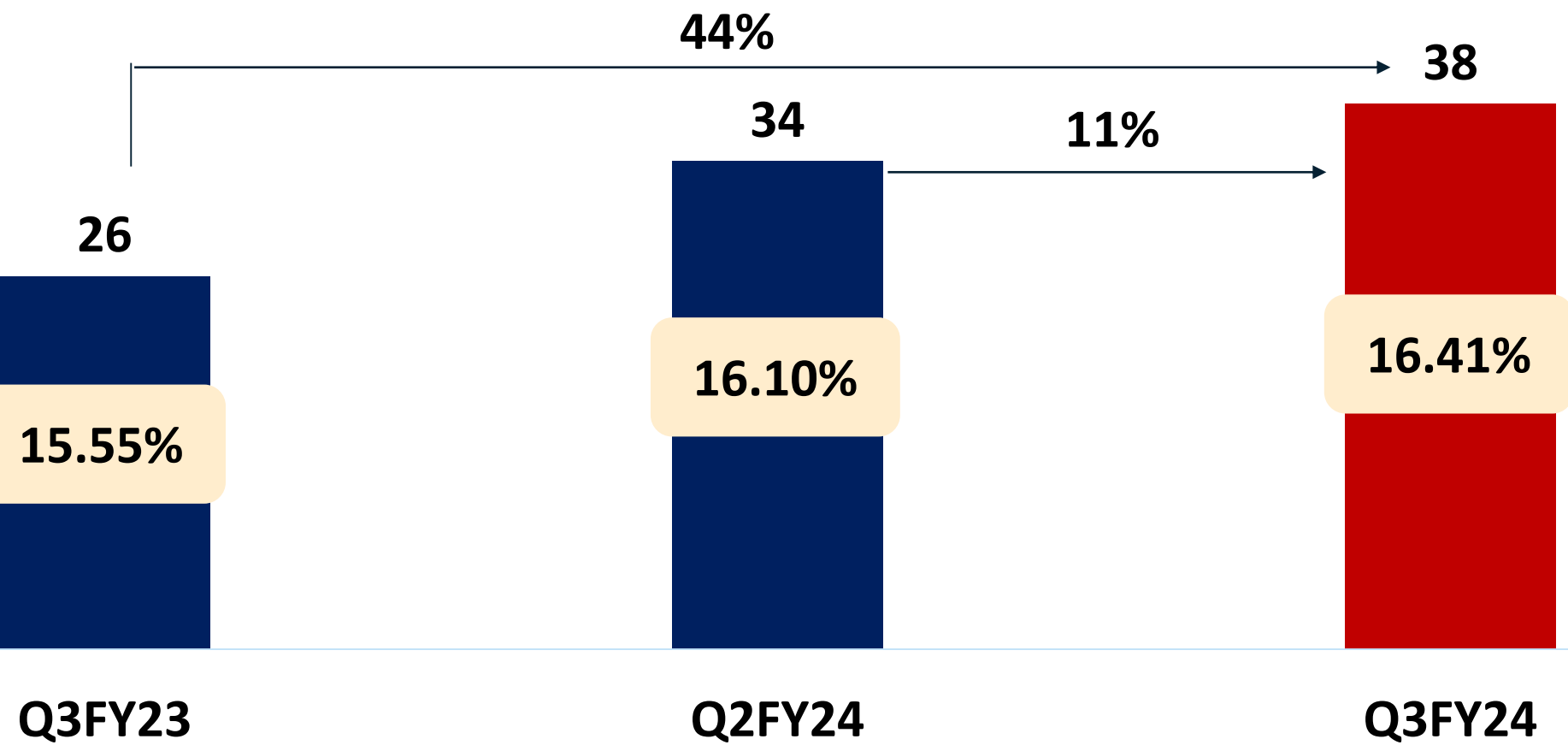
Revenue (INR Cr)



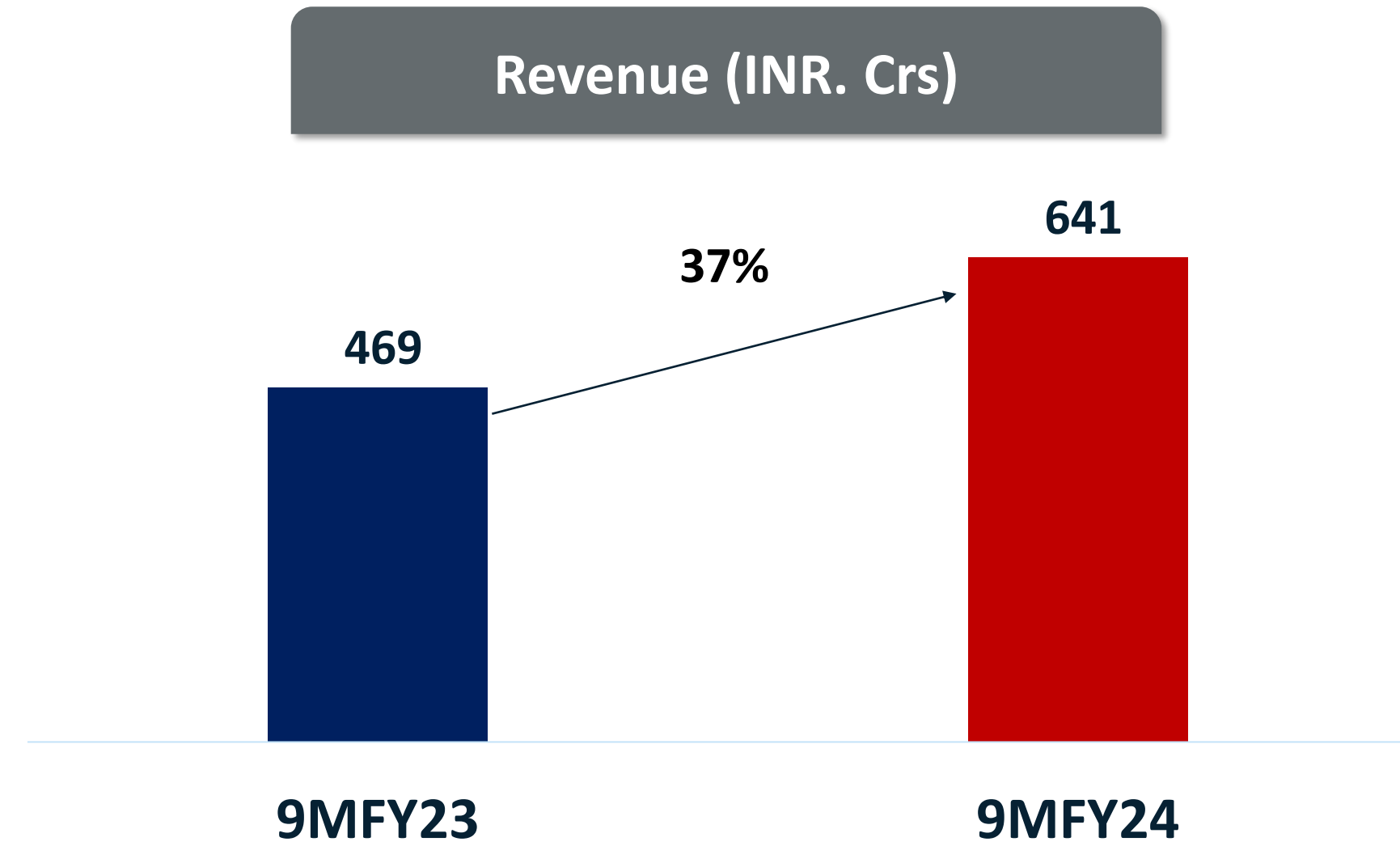
EBITDA (INR Cr) & EBITDA Margins (%)



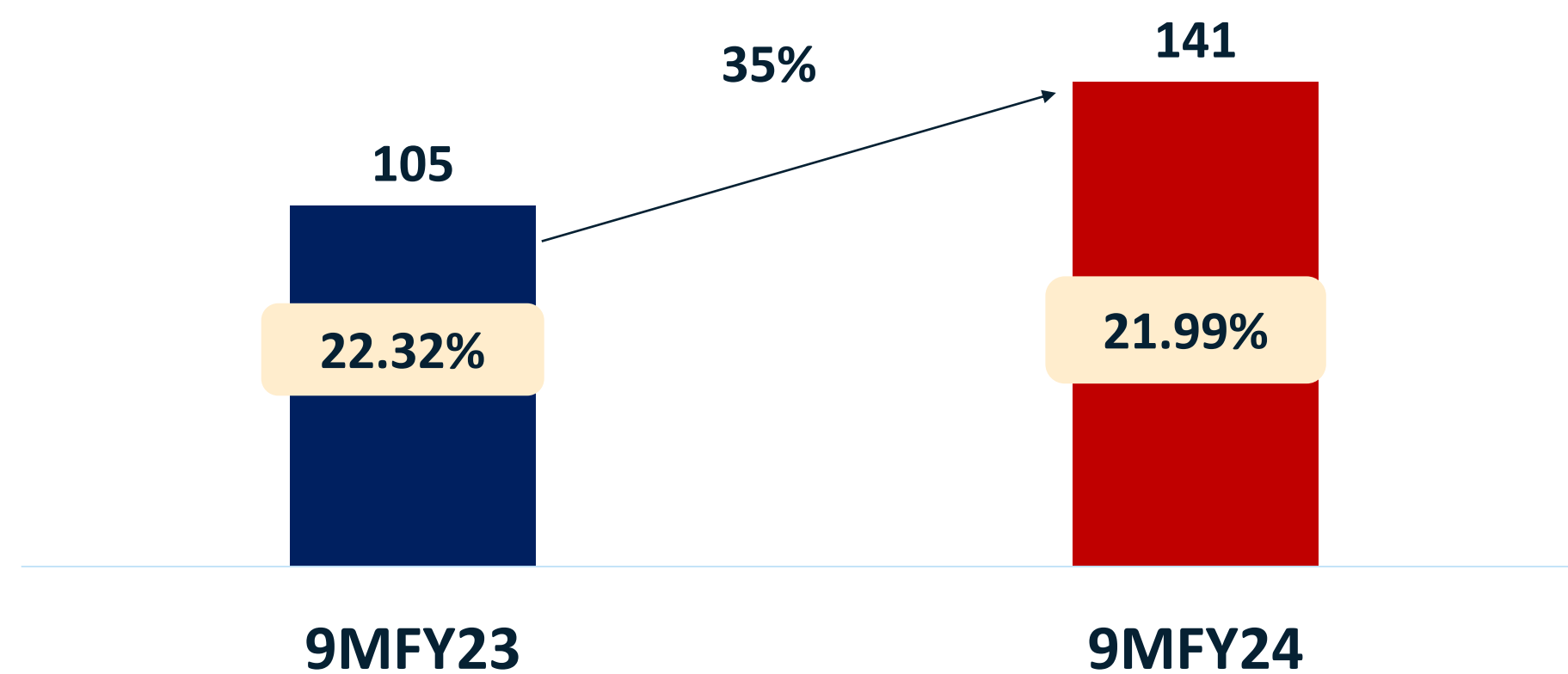
PAT (INR Cr) & PAT Margins (%)



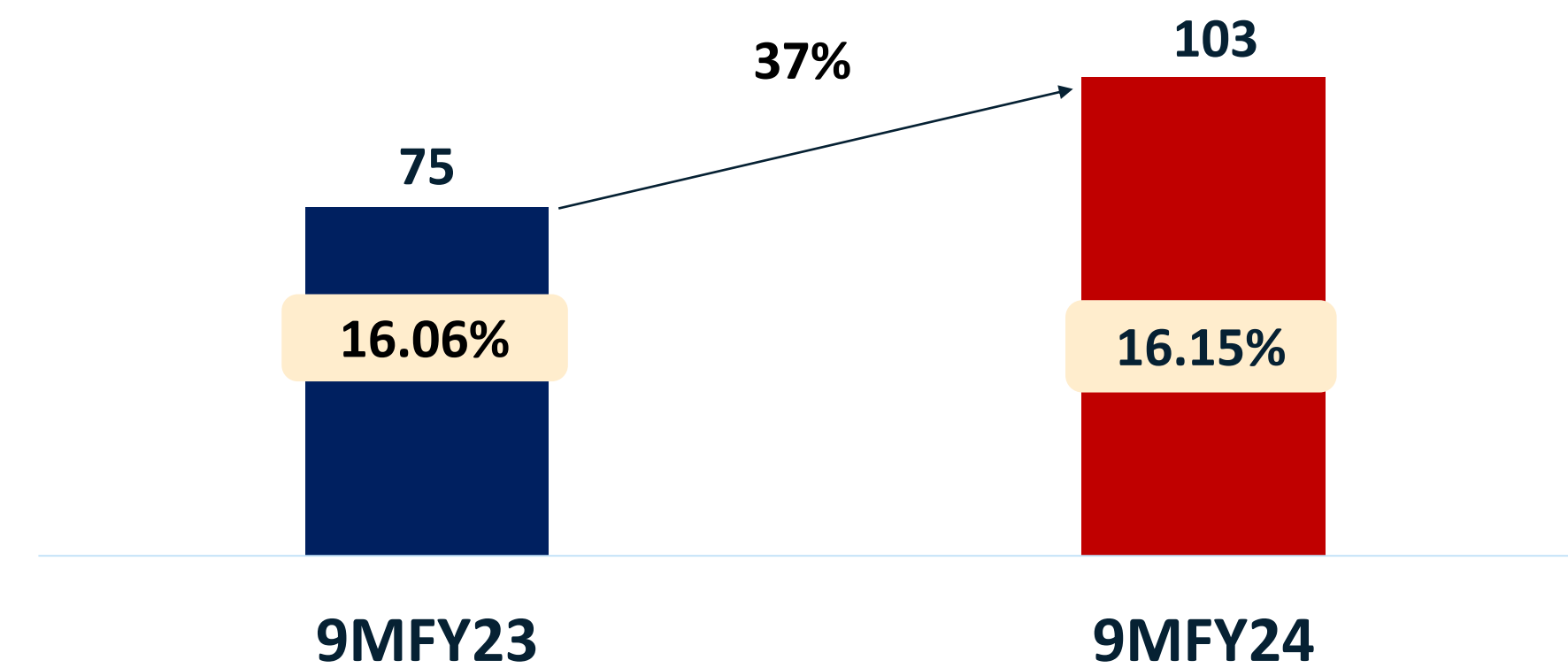
*All numbers have been rounded off



EBITDA (INR. Crs) & EBITDA Margins (%)



PAT (INR. Crs) & PAT Margins (%)



*All numbers have been rounded off

1 Integro Technologies Wins Chartis RiskTech 100 - 2024 Award for *Best Limits Management Software* in the category of Lending Operations

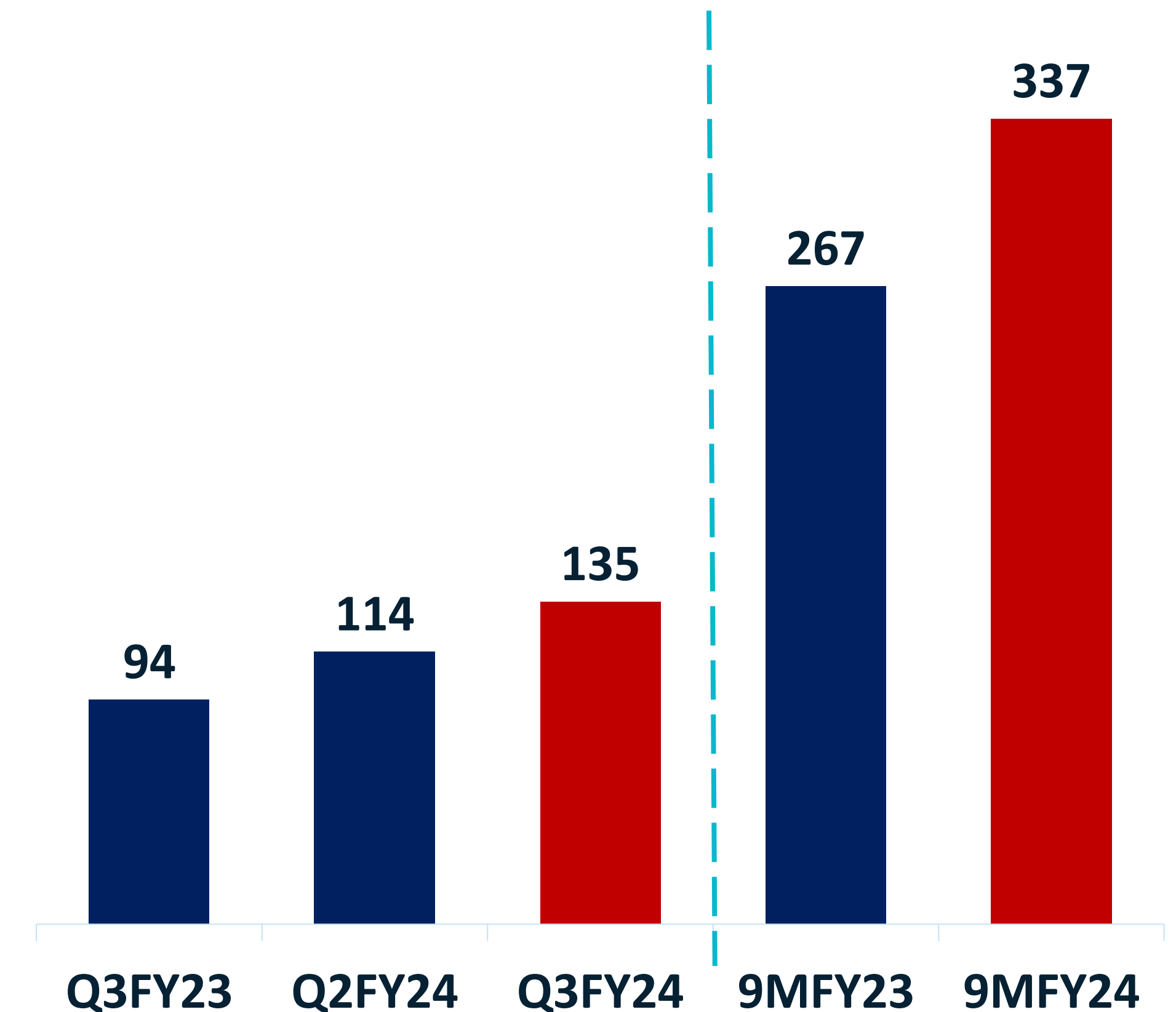
2 Aurionpro wins "*Best Transaction Banking Implementation: Most Impactful Project*" award at the 5th IBS Intelligence Global FinTech Innovation Awards

3 Aurionpro wins new order from one of the largest Public Sector Banks in India to supply, install, implement, customize and maintenance of **iCashpro+**, Cash Management Solution at the bank's site

4 India's leading private sector bank, successfully implements Aurionpro's AuroFX, an advanced FX automation tool covering the full range of branch FX operations

5 Aurionpro completes strategic acquisition of Omnifin[®], loan management system, from A S Software Services Pvt. Ltd to complement and enhance its portfolio of industry leading Lending Solutions

Segmental Revenue (INR Cr)



*All numbers have been rounded off

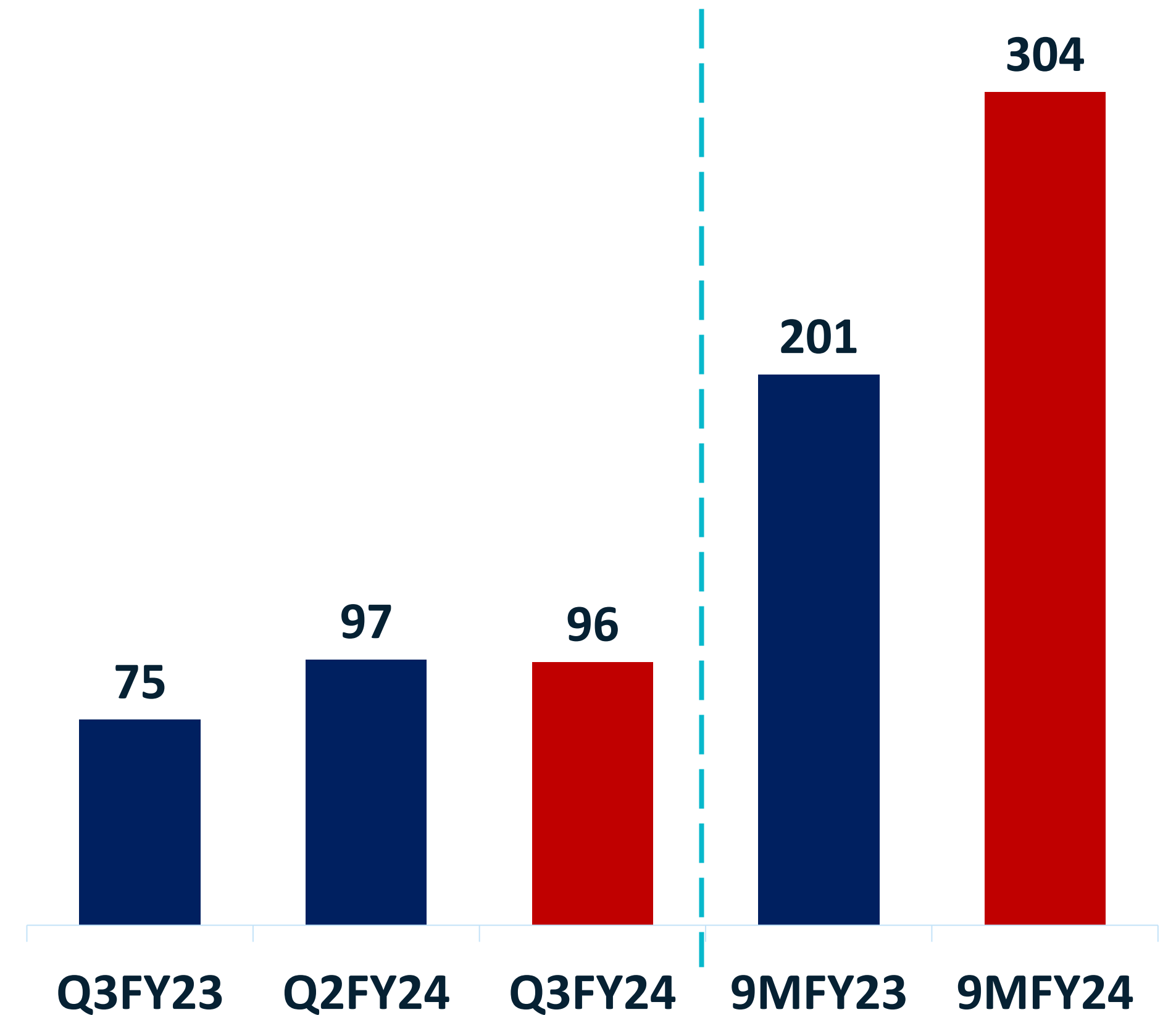
1 Aurionpro Transit Pte. Ltd., an Aurionpro subsidiary in transit business, announces partnership with MasterCard to provide commuters with a next-generation contactless payment method for public transport

Aurionpro Transit and Vix Technology announces partnership to launch Next-Gen Mobility Solutions.

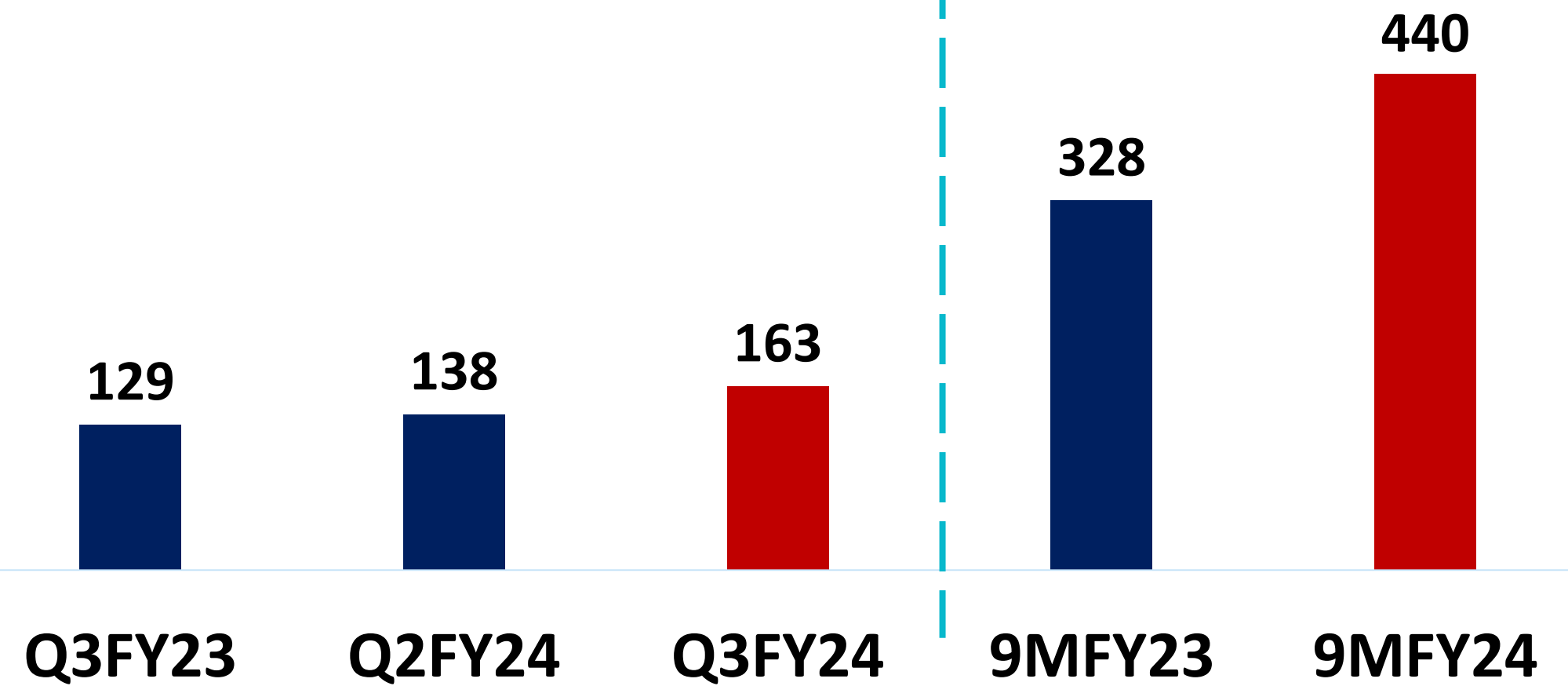
2 As part of this collaboration, Aurionpro Transit will design and develop state-of-the-art All-in-One Driver Console (DC120) and Mobile Data Terminal (MDT10), innovative in-bus solutions which will streamline transit operations by providing a central on-vehicle hub for various functions from ticketing to communications

3 Aurionpro signs multiple new orders in Data Centre segment which includes from the leading telecom company in Bhutan, a premier public research university and technical institute in India and expansion of an existing data center in Odisha

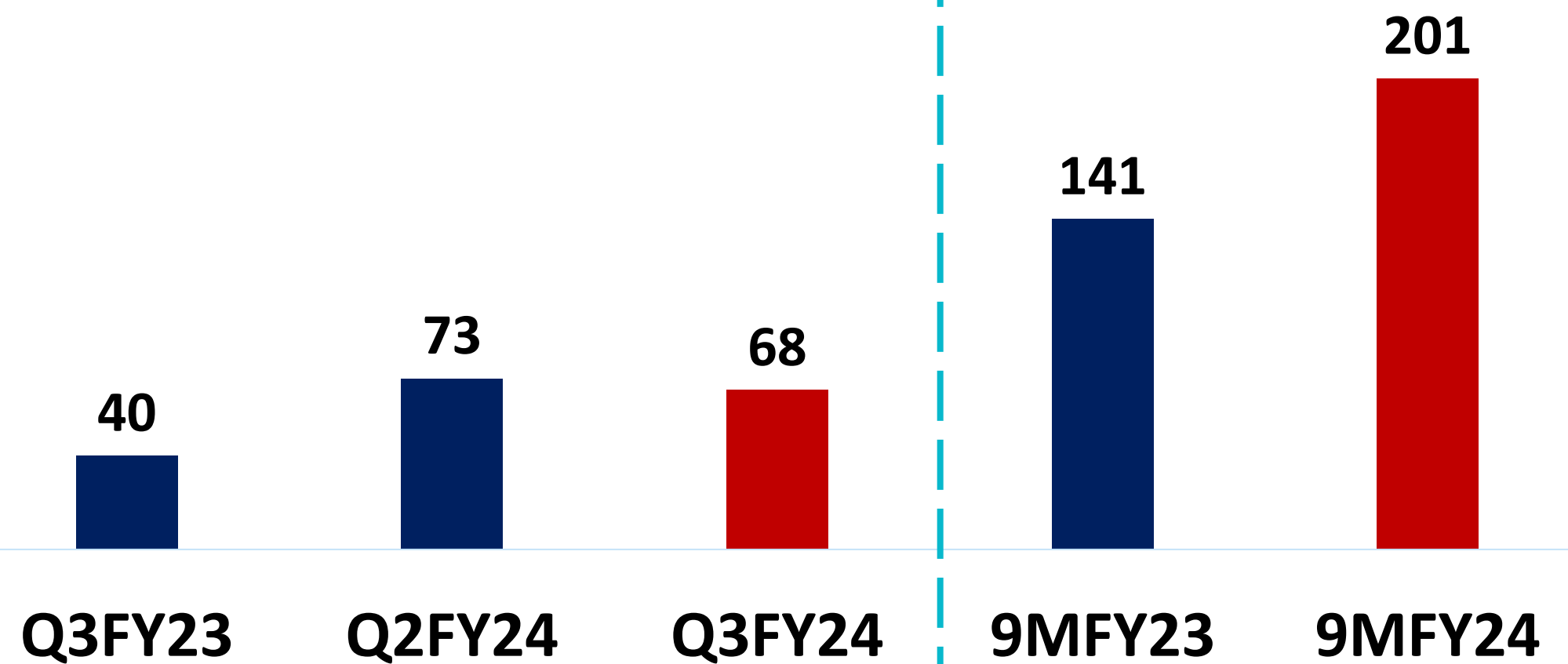
Segmental Revenue (INR Cr)



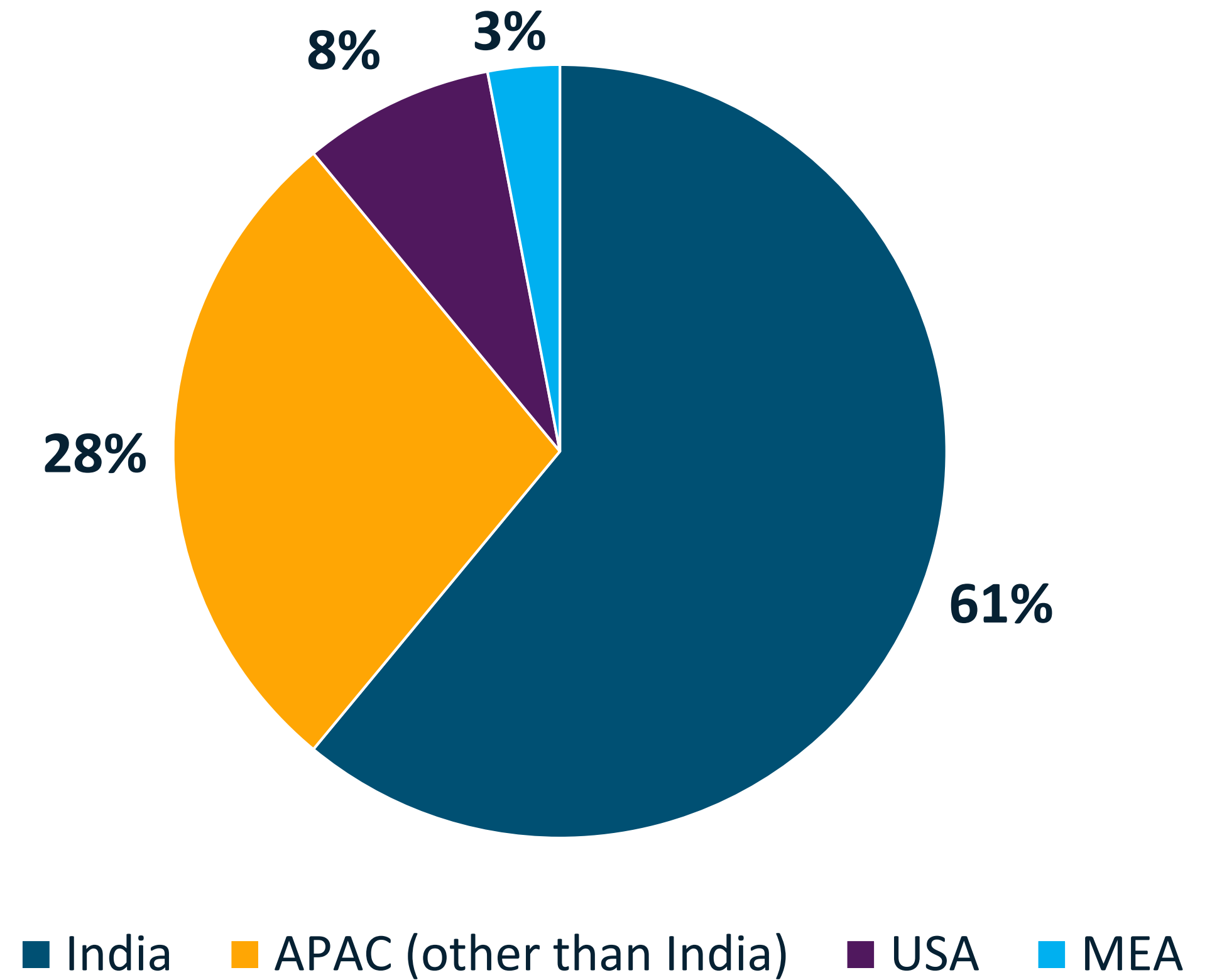
Sale of Software Service (INR Cr)



Sale of Equipment & Product Licenses (INR Cr)



Revenue Break-up (Geography-wise)



03

FINANCIAL OVERVIEW

Consolidated Profit & Loss



Particulars (INR Cr)	Q3 FY24	Q2 FY24	QoQ	Q3 FY23	YoY	9M FY24	9M FY23	YoY
Revenue from Operations	231	211	9%	168	37%	641	469	37%
Total Expenses	180	165		131		500	364	
EBITDA	51	46	11%	37	38%	141	105	35%
EBITDA %	22.20%	21.82%	38 Bps	22.08%	12 Bps	21.98%	22.32%	(34) Bps
Depreciation & Amortization	5	5		4		10	7	
Finance Costs	3	3		3		15	11	
Other Income	2	2		-		8	1	
Share of Profit/Loss from Associates	-	-		-		-	(0.4)	
PBT	45	40	13%	30	50%	124	87	43%
Tax	7	6		4		21	12	
PAT	38	34	11%	26	44%	103	75	37%
PAT %	16.41%	16.10%	26 Bps	15.55%	81 Bps	16.15%	16.06%	7 Bps
EPS (Basic in Rs.)	15.94	14.40	10%	10.97	45%	44.31	31.69	40%

Embrace Digital's New World Order

ADAPT With Us



+91-22-4040 7070



info@aurionpro.com

For any queries please contact:

Adfactors PR – Investor Relations Team

Aashvi Shah/Ashith Salian

[aashvi.shah@adfactorspr.com/](mailto:aashvi.shah@adfactorspr.com)

ashith.salian@adfactorspr.com