

29th June 2020

To,
Deptt. of Corporate Services- Listing
Bombay Stock Exchange Limited
1st Floor, Rotunda Building,
Dalal Street,
Mumbai – 400 001

Sub: Investor Presentation

Dear Sir/Madam,

Kindly find enclosed herewith Investor Presentation of the Company for the year ended 31st March 2020.

You are requested to upload the same on your web-site.

Thanking you,

Yours faithfully,

For Aurionpro Solutions Limited


Ninad Kerkar
Company Secretary





aurionpro



INVESTOR PRESENTATION – JUNE 2020

This presentation and the accompanying slides (the “Presentation”), which have been prepared by **Aurionpro Solutions Limited** (the “Company”), have been prepared solely for information purposes and do not constitute any offer, recommendation or invitation to purchase or subscribe for any securities, and shall not form the basis or be relied on in connection with any contract or binding commitment what so ever. No offering of securities of the Company will be made except by means of a statutory offering document containing detailed information about the Company.

This Presentation has been prepared by the Company based on information and data which the Company considers reliable, but the Company makes no representation or warranty, express or implied, whatsoever, and no reliance shall be placed on, the truth, accuracy, completeness, fairness and reasonableness of the contents of this Presentation. This Presentation may not be all inclusive and may not contain all of the information that you may consider material. Any liability in respect of the contents of, or any omission from, this Presentation is expressly excluded.

Certain matters discussed in this Presentation may contain statements regarding the Company’s market opportunity and business prospects that are individually and collectively forward-looking statements. Such forward-looking statements are not guarantees of future performance and are subject to known and unknown risks, uncertainties and assumptions that are difficult to predict. These risks and uncertainties include, but are not limited to, the performance of the Indian economy and of the economies of various international markets, the performance of the industry in India and world-wide, competition, the company’s ability to successfully implement its strategy, the Company’s future levels of growth and expansion, technological implementation, changes and advancements, changes in revenue, income or cash flows, the Company’s market preferences and its exposure to market risks, as well as other risks. The Company’s actual results, levels of activity, performance or achievements could differ materially and adversely from results expressed in or implied by this Presentation. The Company assumes no obligation to update any forward-looking information contained in this Presentation. Any forward-looking statements and projections made by third parties included in this Presentation are not adopted by the Company and the Company is not responsible for such third party statements and projections.



Q4 & FY20 Performance Snapshot





Employee Wellness

- Encouraging employees to adopt to general principles of social distancing, health and safety of self and society at large
- Launched interactive sessions for the wellbeing of employees



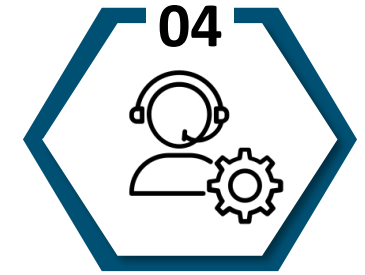
Liquidity Management

- Focus on cash collections & conservation
- Credit lines tracked closely
- Each Cost Line item reviewed and actioned to optimize cost



Business Continuity

- Enabled Work-from-home options to employees through individual IT tools & connectivity solutions
- Deliver the same level of service and responsiveness to all our customers



Client Management

- Enhancing client relationships through regular interactions
- Closely monitoring business impact on account of project cancellation / ramp-down / delays and track on repurposing / redeployment



The outbreak of Corona virus (COVID -19) pandemic is causing significant disturbances leading to slowdown of economic activities globally. However, the same has not majorly impacted the businesses of the Company. We are able to continue our operations by enabling resources to work from home. Except Smart Mobility segment & KIOSK division, all our businesses are minimally impacted

The extent of the impact of COVID-19 on the future operational and financial performance will depend on certain developments, including duration and spread of the outbreak, the future impact on the customers, employees and vendors, all of which are uncertain and cannot be predicted. However, in the medium to long term, this crisis will turn financial sector to adopt digital technologies, particularly low touch screen products which Aurionpro offers

The company will continue to closely evaluate the challenges as well as opportunities created by the disruptions caused due to this pandemic



Q4 & FY20 Consolidated Profit & Loss Statement

Particulars (Rs. In Crs)	Q4FY20	Q4FY19	YoY%	FY20	FY19	YoY%
Revenue from Operations	103.1	153.3	-33%	455.0	522.2	-13%
Less: Expenses						
Software Development Charges & Other material costs	29.3	74.3		145.1	195.3	
Changes in Inventories	0.0	-10.1		7.6	-13.5	
Employee Expenses	43.1	41.1		166.9	163.9	
Other Expenses	12.9	18.9		50.8	65.6	
Total Expenses	85.4	124.3		370.5	411.3	
EBITDA	17.7	29.0	-39%	84.5	110.8	-24%
EBIDTA %	17.1%	18.9%		18.6%	21.2%	
Depreciation & Amortization	13.5	8.2		42.2	31.0	
Other Income	4.1	2.3		9.8	7.3	
EBIT	8.3	23.1	-64%	52.1	87.1	-40%
Share of Profit of Associates	0.0	0.2		0.4	0.5	
Finance Cost	4.7	3.8		18.3	11.9	
PBT	3.6	19.5	-82%	34.3	75.6	-55%
Tax	0.6	6.2		2.6	14.9	
PAT	3.0	13.3	-78%	31.7	60.7	-48%
PAT %	2.9%	8.7%		7.0%	11.6%	
EPS	2.74	4.67		13.65	24.10	



Revenue Mix Across Segments

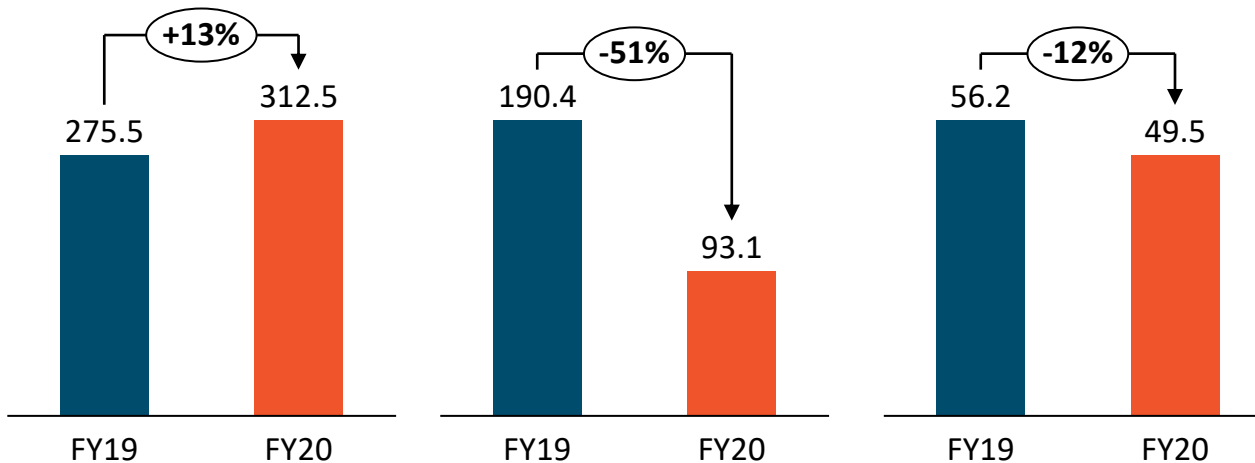
(Rs. In Crores)

Banking & Fintech

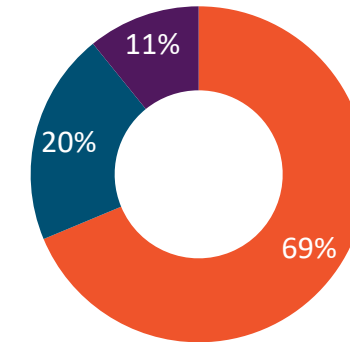
Smart City & Mobility

Others

% Contribution from each segment

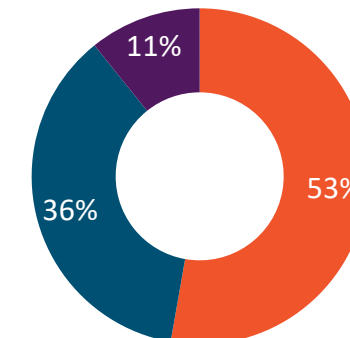


FY20



Banking & Fintech
Smart City & Smart Mobility
Others

FY19



- ✓ Our Revenue from Banking & Fintech business grew by 13% Y-o-Y from Rs. 275.5 Crs to Rs. 312.5 Crs in FY20
- ✓ For Smart City & Mobility, multiple events took place during the year like the postponement of government projects due to the general elections followed by new government formation along with the disruptions due to COVID-19 which led to decline in Smart City & Smart Mobility Revenues
- ✓ Revenues from Cyber Security & Others were down by 12%
- ✓ FY20 Revenues excluding Smart City & Mobility grew by 9%



Banking & Fintech

Cash Management :

- **One of the largest private sector banks in India** selects Aurionpro to enhance Dealpro product with FDI and ODI module
- One of the **fastest growing commercial banks in Sri Lanka** has gone live with upgrade for Aurionpro's iCashpro+ transaction banking platform
- **One of the Leading regional banks in Africa** went live with iCashpro+ transaction banking platform in Kenya, Uganda and Tanzania
- Icashpro+ announced as a **winner of 6th edition of Technoviti Conference & Awards 2020**, out of the Top 24 nominations to the category of Innovation in Banking technology platform

Lending:

- One of the fastest growing banks in Thailand merged with Thanachart bank. **The small business loans were processed on Aurionpro's Smart Lender Retail**
- **One of the Leading banks in Singapore** went live with enhanced rating and scoring for Large Corporates
- **One of the fastest growing banks in Thailand** goes live with enhanced scoring

Cyber Security - ISLA

- **Cyberinc announced an agreement with Tech Data**, a leading global distributor of IT products, services and solutions, **to bring the company's innovative Zero Trust-based Isla Isolation Platform to Tech Data's network of channel partners in the United States.** The agreement with Tech Data will enable more resellers to offer protection against web, email and document-based threats to their customers



Consolidated Balance Sheet

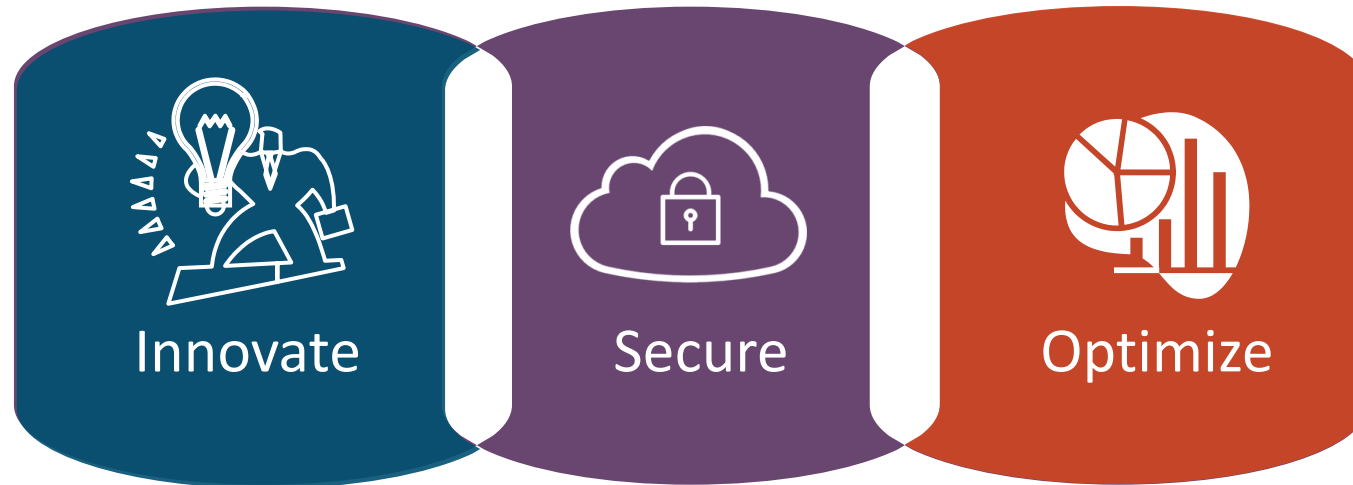
ASSETS (in Rs. Crs)	Mar'20	Mar'19
Non-current assets		
Property, plant and equipment	62.0	63.7
Capital work-in-progress	4.8	14.7
Right of use assets	23.0	-
Other intangible assets	166.1	170.7
Intangible Assets under Development	129.1	82.2
Goodwill	65.9	61.7
Financial assets		
Investments	41.7	17.8
Other financial assets	13.5	12.1
Deferred tax assets (net)	41.0	34.2
Income tax assets (net)	9.1	15.1
Other non-current assets	1.5	1.8
Sub-total - Non-Current Assets	557.7	474.0
Current assets		
Inventories	26.6	29.1
Financial assets		
Trade receivables	133.4	190.2
Cash and cash equivalents (CCE)	20.0	35.2
Bank balances (other than CCE)	12.3	11.6
Other financial assets	75.0	26.3
Other current assets	150.7	151.1
Sub-total - Current Assets	418.0	443.4
TOTAL - ASSETS	975.7	917.4

EQUITY AND LIABILITIES (in Rs. Crs)	Mar'20	Mar'19
Equity		
Equity Share capital	22.8	23.6
Non-Controlling Interest	87.6	44.3
Other equity	520.6	474.0
Sub-total - Shareholders' funds	631.0	541.9
Non-current liabilities		
Financial liabilities		
Borrowings	54.7	56.2
Lease Liability	17.0	-
Other Non-Current liabilities	10.1	10.7
Provisions	5.2	2.9
Sub-total - Non-current liabilities	87.0	69.8
Current liabilities		
Financial liabilities		
Borrowings	40.4	35.3
Lease Liability	7.7	-
Trade payables	77.8	141.4
Other financial liabilities	75.9	59.0
Other current liabilities	48.8	50.2
Provisions	5.0	3.8
Current tax liabilities (net)	2.0	16.1
Sub-total - Current liabilities	257.7	305.7
TOTAL - EQUITY AND LIABILITIES	975.7	917.4

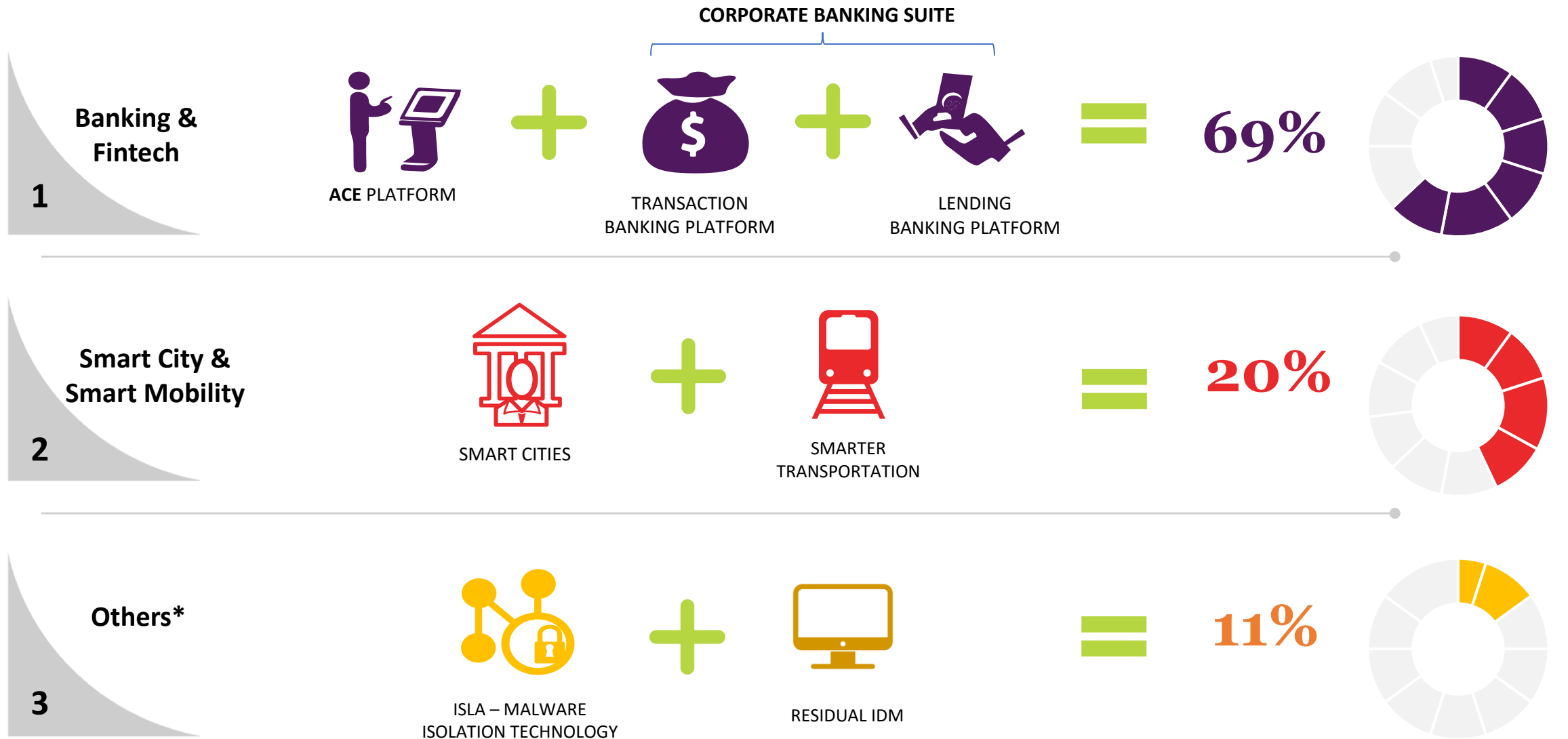




“ We help businesses accelerate digital innovation, securely and efficiently ”



Creating NextGen Digital Infrastructure

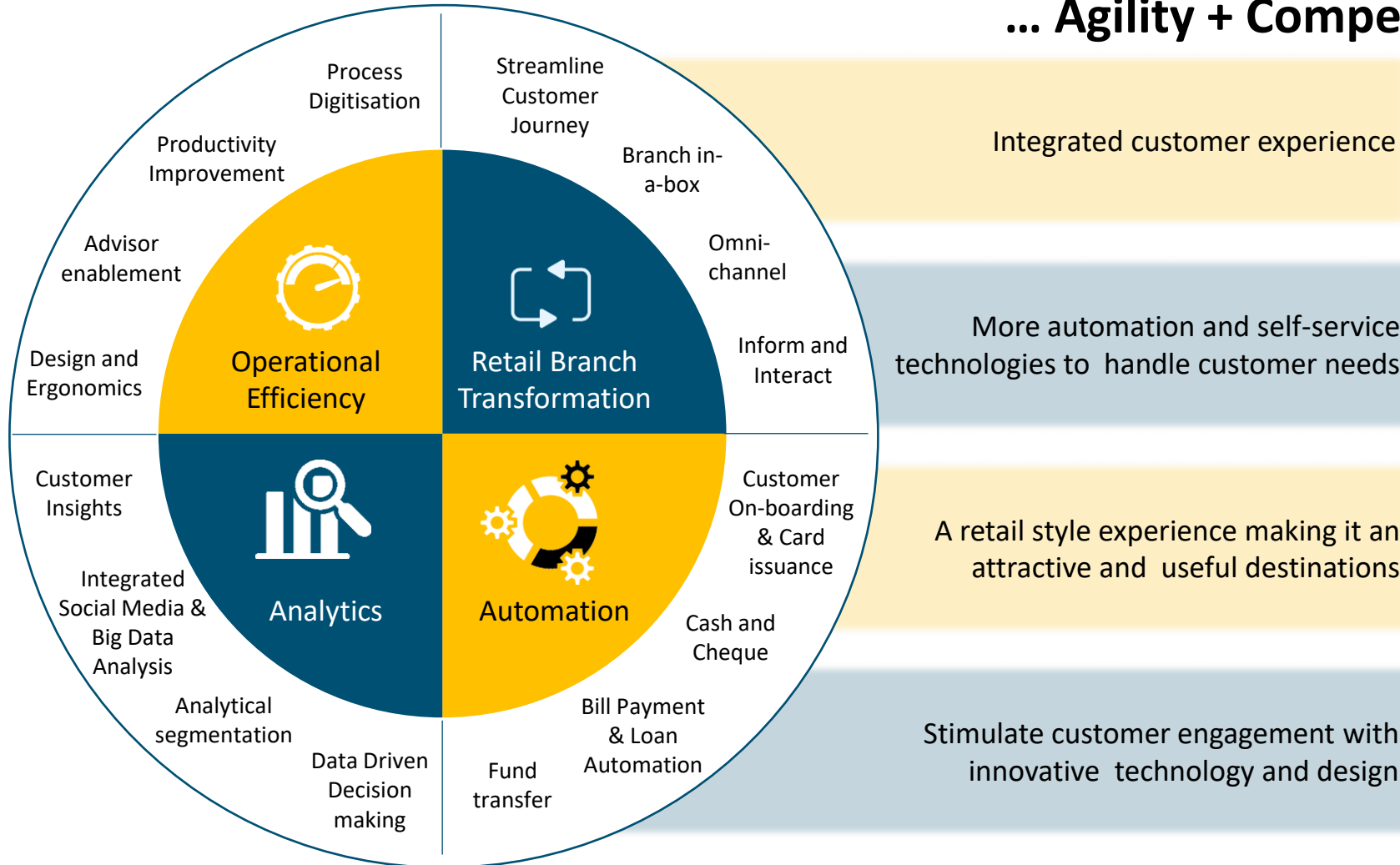


* Including Cyber Security

As per FY20 Revenue Figures are rounded off wherever required



... Agility + Competitiveness + Growth



46%

Save amount spent on postage and paper

43%

Decrease in Customer attrition



50%

Reduction in branch operation cost

60%

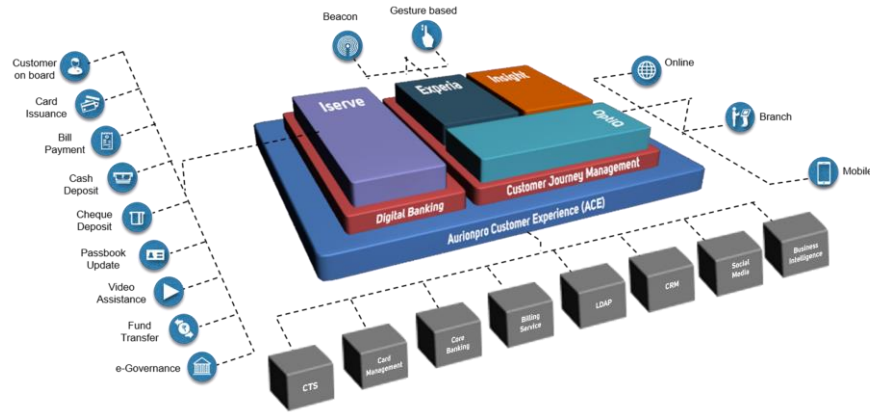
Increase in product sale (cross-upselling)

3 hrs

Increase in teller availability per week



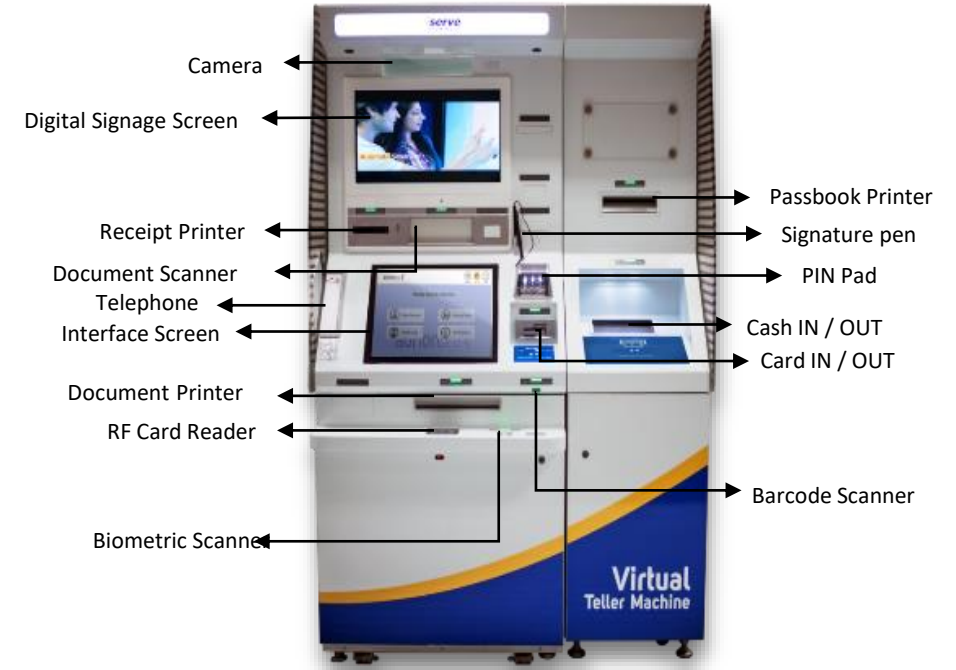
Our integrated ACE Platform to Digitalize the branch operations



Digital Benefits @ ACE Platform

- 01 ● *Open Bank A/c in 12 Mins*
- 02 ● *Issue Debit Card in 10 Mins*
- 03 ● *Cut down cheque clearance time to 24 hours (CTS)*
- 04 ● *Increase your teller availability per week by 31 hours*
- 05 ● *Reduce your customer attrition by 46%*

... Branch in a BOX



Account Opening

- Customer On-Boarding
- Instant A/C Opening
- Instant Card Issuance

Transactions

- Cash In Cash Out
- Cheque Deposit
- Internet Banking

Account Servicing

- Passbook Printing
- Cross sell/Up sell
- Video Assistance



...has Rapid acceptance across Geographies



SBI



Kotak Mahindra Bank



National Bank of Abu Dhabi
(NBAD)



Commercial Bank of Qatar



Smart Banking 24x7



Qatar National Bank



Evolution of Banking

Traditional Branch Banking



- Typical brick and mortar branches stretched around 4,000 sq ft – 8,000 sq ft area

Digital Branches



- Small pocket size branches
- Automation and self-service technologies to handle customer needs

Open Banking



- Uber Moment For Banking
- Commoditization of Services





Growth Opportunities in Transaction Banking



Transaction Banking Contributes to **30% of Banking Revenue**

Asia is the world's largest **Transaction Banking market with 53% of Global opportunities** as per McKinsey Report. Revenue doubled from \$168 Bn in 2010 to \$300 Bn by 2015

According to McKinsey Asian Markets are **8% of total revenue for Transaction Banking**

Global Institutions, Local & Small banks seek to expand their opportunities

Aurionpro has **Leadership position in APAC** for complex Transaction Banking Business

Marquee customer base with long standing relationship - Servicing to almost all top Banks in India & Middle East





Our Platform iCashpro...



CORPORATE INTERNET BANKING

- Dashboard
- Account Statements
- Cheque Services
- Fixed Deposits
- Credit Card

PAYMENTS

- Electronic Payments
- Paper Based Payments
- Cash Pay-outs
- General Payment Features

COLLECTIONS

- Paper Based Collection
- Cash Collection
- Electronic Collection
- Virtual Accounts
- PDC Management

RECEIVABLES MANAGEMENT

- Account Receivables
- Accounts Payables
- Reconciliation

LIQUIDITY

- Sweeping
- Notional Pooling
- Inter Company Loans

FINANCIAL SUPPLY CHAIN

- EIPP
- Supplier Financing
- Dealer Financing
- Factoring

TRADE FINANCE

- Letter of Credits
- Bank Guarantees
- Shipping Guarantees
- Import Bills

FOREX SERVICES

- Customer Frontend
- Cross Border Funds Transfer
- Quick Inward Remittance
- Suit of Outward Remittance

... End To End Solution

Transaction Banking Solutions: Catering to Unique needs of MNCs, Top Tier Banks & SMBs





Our Offerings

**SmartLender
Commercial LOS**

**SmartLender Retail
LOS**

**SmartLender
Collateral & Limits
Management
System**

... Smart-Lender Product Suite – End to End Lending Platform

- Loan Origination System product suite is an end-to-end integrated Credit Risk Management System which improves productivity, enhances credit quality, and reduces operational risks
- The Credit Risk Management System incorporates Basel II risk management framework as well as best-of-breed credit risk management practices from international banks
- It is also the data gathering infrastructure for all three credit risk management approaches of Basel II (Standardized, FIRB, and AIRB)
- Key Drivers – Increase focus on Real Time RAROC Pricing. Lending portfolio risk management & Real Time Integrated Collateral View.

**Market leader in
Corporate lending**

**58% of APAC banks
aspire to reach
digital maturity by
2020**

**Strong presence in
APAC and ME
region – Serving top
5 banks in APAC
region**

**Cross border
expansion of APAC
corporates offers
opportunities for
Regional &
International bank**





Opportunities in Smart City & Smart Mobility Business



India is likely to spend **US \$ 50 billion** on smart cities in the next five years

India to have **250+ Metros** for mass transportation

Developing Economies investing in creating mass transportation and Developed Economies moving towards **Open Loop common mobility card based payment solutions**

Globally Automated Fare Collection System market is estimated to reach **US\$10.1 billion by 2022**, growing at a CAGR of **13.2%** between 2016 to 2022



SMART CITIES

Data Acquisition through Aerial Imagery, LiDAR scanning, Generation of realistic scale-to-fit 3D models, installation and configuration of 3D city platform along with unified dashboards and other services

The proposed 3D City shall allow the stakeholders to get an almost real 3D visual representation of the city and also allow the administration and department stakeholders to plan, simulate, visualize & monitor various city development initiatives and decision making.

SMART TRANSPORTATION

Engaged in development of unified, smart card based, multimodal transport ticketing system for Metro Rail projects and parking facilities across the metro cities

The Multi model ticketing system will help to provide seamless commuting experience to commuters within city using a single common mobility card as fare media and QR codes with ticketing systems of multiple transit operators in the City.





...backed by our successful track record

SMART CITIES



USD 65 Mn projects across India for Smart City Solutions like

- 3D Smart City
- City Surveillance
- Smart Wi-Fi

SMART TRANSPORTATION



13 Years Contract on Revenue Sharing for Noida & Nagpur Metro

- Implementation of Automated Fare Collection System (AFC's)
- Project planning with 5D BIM and ERP implementations for Metro




About SC Soft



SC Soft with its Headquarter in Singapore and offices in Canada, Malaysia and India is an **Automated Fare Collection system provider** incorporated in 2009 with total revenues of USD 4.2Mn in 2018



SC Soft manages a team of more than **100+ people** led by a core leadership team with several years of **experience and expertise in information technology, intelligent transport systems and financial services**



Valuable experience in working with government authorities, national level mass transit organisations and payment authorities in **Middle East, Central Asia, South Asia and South East Asia and South America**

Product Offerings



Fare Gates



Validators/
Terminals



Kiosk machines
for tickets



Mobile Application
for QR Ticket

...to expand our payments business into smarter transportation solution for Multi-Modal Travel

Delivering innovative solutions to create value and efficiency for the customers



Mass Transit

- Hardware & Software for fare collection with business management tools for operators.
- End-to-end solutions for AFC comes with new age unique design, asset tracking and improved security.



Smart City Applications

- Innovatively designed and developed solutions to help cities achieve a resilient system

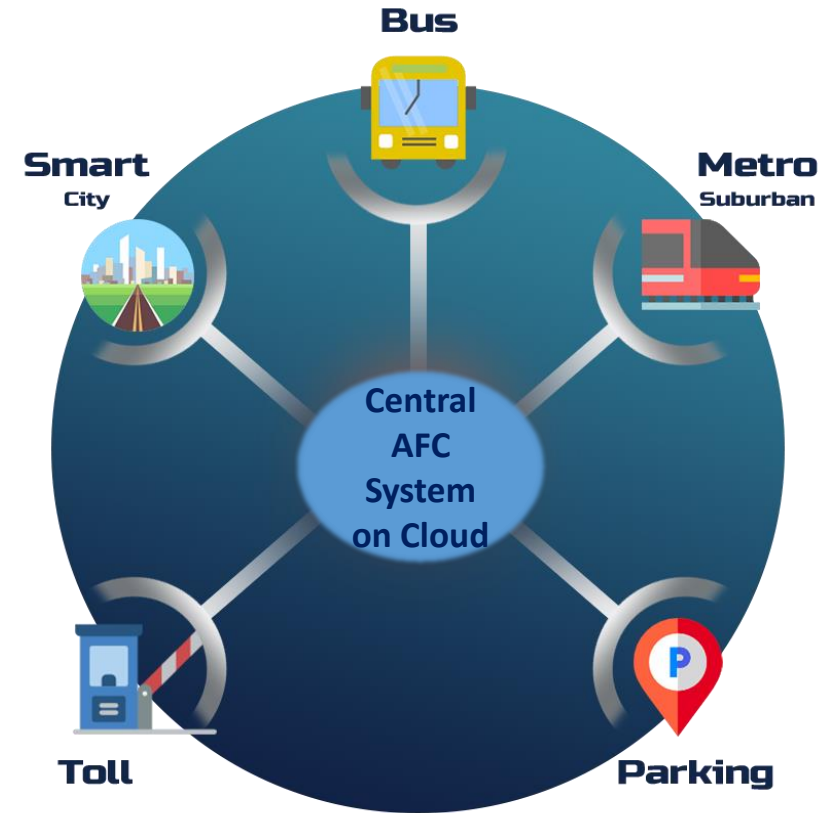


...with a Vision to create Cloud Based SAAS enabled Mass Transit Solutions

Central AFCS System

- Fare Media Agnostic
- Support Open loop System
- Account based ticketing
- Scalable and Customizable
- Multi mode and multi operator support
- Able to integrate with the 3rd party system and banking network
- Management of Transactions
- Monitoring and Reporting
- Web based Interface
- Supporting All Fare Structures including Distance/Time Based, Zonal, Etc.
- QR Code Engine

...Open Loop Card – EMV supported solutions across payment entities and operators





- Offers Different approach to Cybersecurity
- Eliminates biggest threats of web-based malware and phishing attacks
- Help Leaders in Information Security, IT & Risk Management



Transition from Reactive Security Model **to Proactive Strategy of Isolation** which will help reduce attack surface and improve value derived from security investments

About ISLA

<p>Cyberinc-Isla was conceived and engineered at SpaceX, where its then CIO, Branden Spikes built it as an appliance leveraging Isolation technology to isolate all web code outside the network firewall</p>	<p>Singed up for Hewlett Packard Enterprise's HPE Complete Program. Businesses worldwide and specifically, HPE's customers can acquire Isla directly from HPE and its global reseller network</p>	<p>Signed up with well established and trusted distributors in APAC including Singapore, Malaysia, Indonesia, Philippines & Thailand for rapid expansion in APAC region</p>	<p>25 + Customers Globally including post production movie editing studios, financial institutions, federal agencies etc</p>	<p>Included in "Cool Vendor" list by Gartner in Endpoint, Mobile, Network and Gateway Security, 2017</p> <p>Participated as Silver+ sponsor in marquee security event - Black Hat at Las Vegas in August 2018</p>
--	--	--	---	--



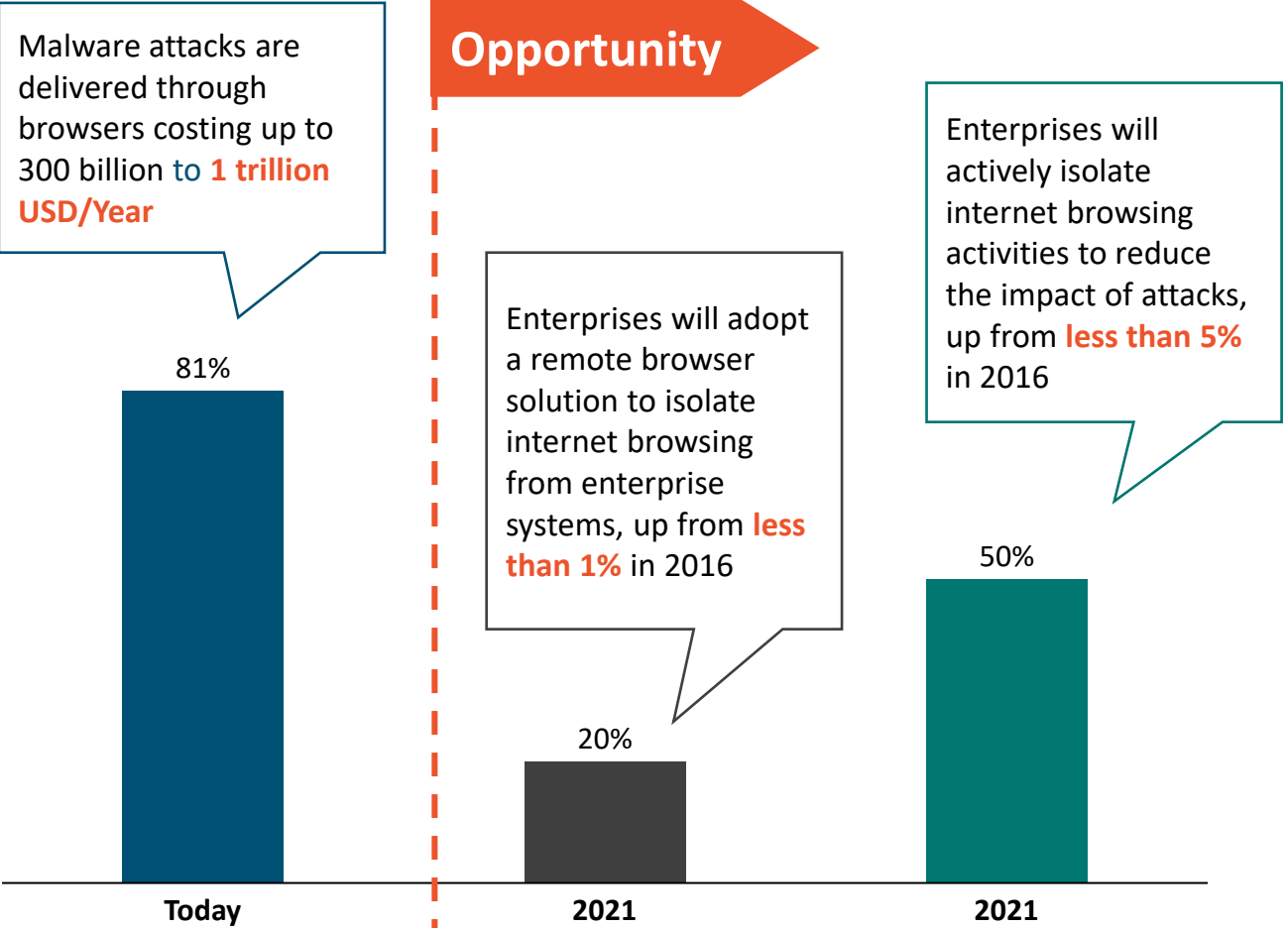
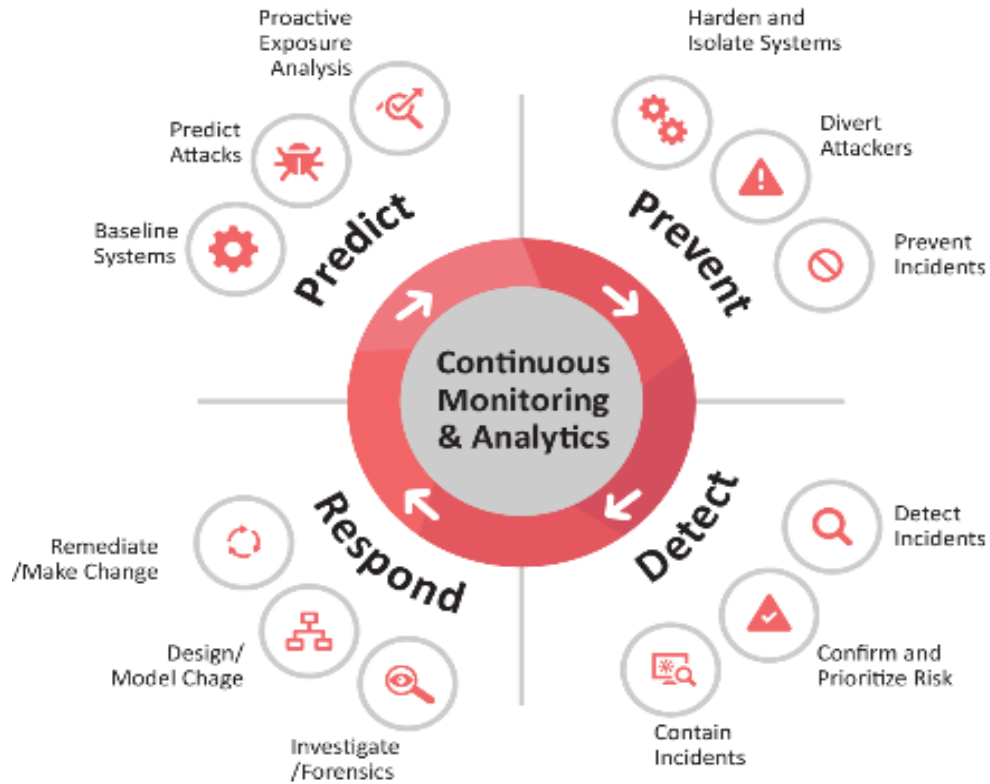


\$10 Bn Global Opportunity



Global Addressable Market for Endpoint Security around **\$10 Bn** -- Source Forrester Research & IDC

Isolation named Top 10 New Tech for Cyber security by Gartner



Source : Gartner



With Strong Clientele base across Verticals





Paresh Zaveri - Chairman & Managing Director

- Co-founded the Company in 1997
- 20+ years of experience in corporate finance, supply chain, general management, and strategic
- Based in Singapore, Paresh holds a degree in engineering as well as an MBA in finance



Amit Sheth - Co-Chairman & Director

- One of the founding members, has been instrumental in driving the Banking & Financial services portfolio of Aurionpro
- 22 years of experience in corporate finance, equities and technology, he brings domain expertise in banking operations and cash management



Ajay Sarupria – Additional Director

- 20 years of experience in capital and private equity market.
- His investment strategy revolves around backing professional and passionate management to build businesses and raise subsequent rounds of funding till it gets listed or sold. In most of the cases, Mr. Ajay Sarupria has been able to raise several rounds of funding and helped them build business.





Dr. Mahendra Mehta - Independent Director

- Focuses primarily on Analytics, Mathematical finance, Treasury Management, Financial Risk Management, Derivatives, Portfolio Management since 2002
- Serves as the Chairman of the Audit Committee and member of Nomination & Remuneration, Corporate Social Responsibility Shareholders' Relationship & Share Transfer Committee



Frank P. Osusky - Independent Director

- 30+ year industry veteran with diverse financial management expertise with an emphasis on growth, profitability, cash flow, and mergers and acquisitions
- Serves as the Chairman of Shareholders' Relationship & Share Transfer Committee and member of Nomination & Remuneration and Audit Committee



Sudha Bhushan – Independent Director

- More than a decade of experience in the Audit and Assurance with expertise in Foreign Exchange Management Act, International transaction advisory, structuring and regulatory affairs.
- Extensive experience of handling business transactions from Initial Public Offer to Foreign Direct Investment, advises corporates, PSUs as well as government authorities in lot of intricate transactions
- Member of Committee of International Taxation of WIRC, Institute of Chartered Accountants of India (ICAI), Member of Editorial Committee of WIRC of ICAI and Committee of women empowerment of ICAI.





Sanjay Bali - EVP, Head – South Asia

- 24+ years of diverse experience across sales, services, project management and a strategist in Implementing and executing new Initiatives for the business in India and South Asia Market.
- Also be responsible for the business in smart city & smart mobility for Aurionpro, strengthening and oversee the delivery of Aurionpro's world class software, IT outsourcing services, Infrastructure projects, turnkey solutions, and Consulting offerings to various customers.



Shekhar Mullatti - EVP, Head - Banking

- Shekhar is a versatile Banking & Technology Professional with 25 years of experience in large, multinational corporations including Citibank, ANZ, BNP Paribas, Bank of America and Dell.
- Based in Singapore, Shekhar holds an Engineering degree from IIT Bombay and a Management degree from IIM Calcutta.



Raj Menon – EVP, Head – Customer Experience Solutions

- With 20+ years of industry experience, he has been a pioneer in leveraging smart customer experience solutions for large and medium enterprises. Raj has been a part of Aurionpro since inception and has led and managed key business functions like product development, Go To Market strategy, strategic alliance & partnerships.
- He has an extensive experience in managing and growing key accounts and has been instrumental in spearheading strategic initiatives and business expansion plans .





Paresh Patel – EVP Products – Customer Experience Solutions

- 25+ years of rich experience across Product Development, Business Strategy & Operations and Project Management. He is responsible for driving business, deploying cutting edge technology solutions to deliver innovative and advanced customer experiences for banks and enterprises across the globe.
- Over the years he has developed expertise in technology innovation, planning and development along with system designing and analysis.



Poonam Puthran – VP – Delivery – Banking

- Transaction Banking unit with over 19 years' experience of product development and implementation within the Banking and Financial Services Industry. Proficient in handling a large team of professionals to deliver multi-million dollar projects.
- Strategic planner & ensure projects are delivered on time and within budget. Led implementations across different geographies South East Asia, Middle East, India, Srilanka and Africa.



Yogesh Songadkar – SVP - technology

- Leads practice for Smart city & mobility for Aurionpro Solutions Limited.
- 20+ years experience in technology & business development. In past he has contributed to success of various organizations which includes Zenith, Allied Digital & Trimax in leadership positions.





Samir Shah - Chief Executive Officer - Cyberinc

- Has been advancing Aurionpro's vision of becoming one of the world's most respected and innovative technology companies since 1998
- Passionate about driving innovations in cybersecurity, banking and payments
- Holds an engineering degree in computer science and an MBA in finance and lives in the San Francisco Bay Area



Nirav Shah - Chief Operating Officer & Head - Digital Innovation – Cyberinc

- Spearheads all the key functions like Business units, Delivery Operations, Human Resources and Aurionpro's geographically dispersed engineering strategic business units to ensure optimization of processes and delivery excellence.



Historical Financials



Consolidated Profit & Loss Statement

Particulars (Rs. In Crs)	FY20	FY19	FY18
Revenue from Operations	455.0	522.2	418.5
Less: Expenses			
Software Development Charges & Other Material costs	145.1	195.3	129.2
Changes in Inventories	7.6	-13.5	-6.8
Employee Expenses	166.9	163.9	174.3
Other Expenses	50.8	65.6	41.9
Total Expenses	370.5	411.3	338.5
Reported EBITDA	84.5	110.8	80.0
EBIDTA %	18.6%	21.2%	19.11%
Depreciation & Amortization	42.2	31.0	32.2
Other Income	9.8	7.3	4.3
Reported EBIT	52.1	87.1	52.1
Share of Profit of Associates	0.4	0.5	0.0
Finance Cost	18.3	11.9	12.7
Reported PBT	34.3	75.6	39.3
Tax	2.6	14.9	1.4
Reported PAT	31.7	60.7	37.9
PAT %	7.0%	11.6%	9.1%
EPS	13.65	24.10	12.76

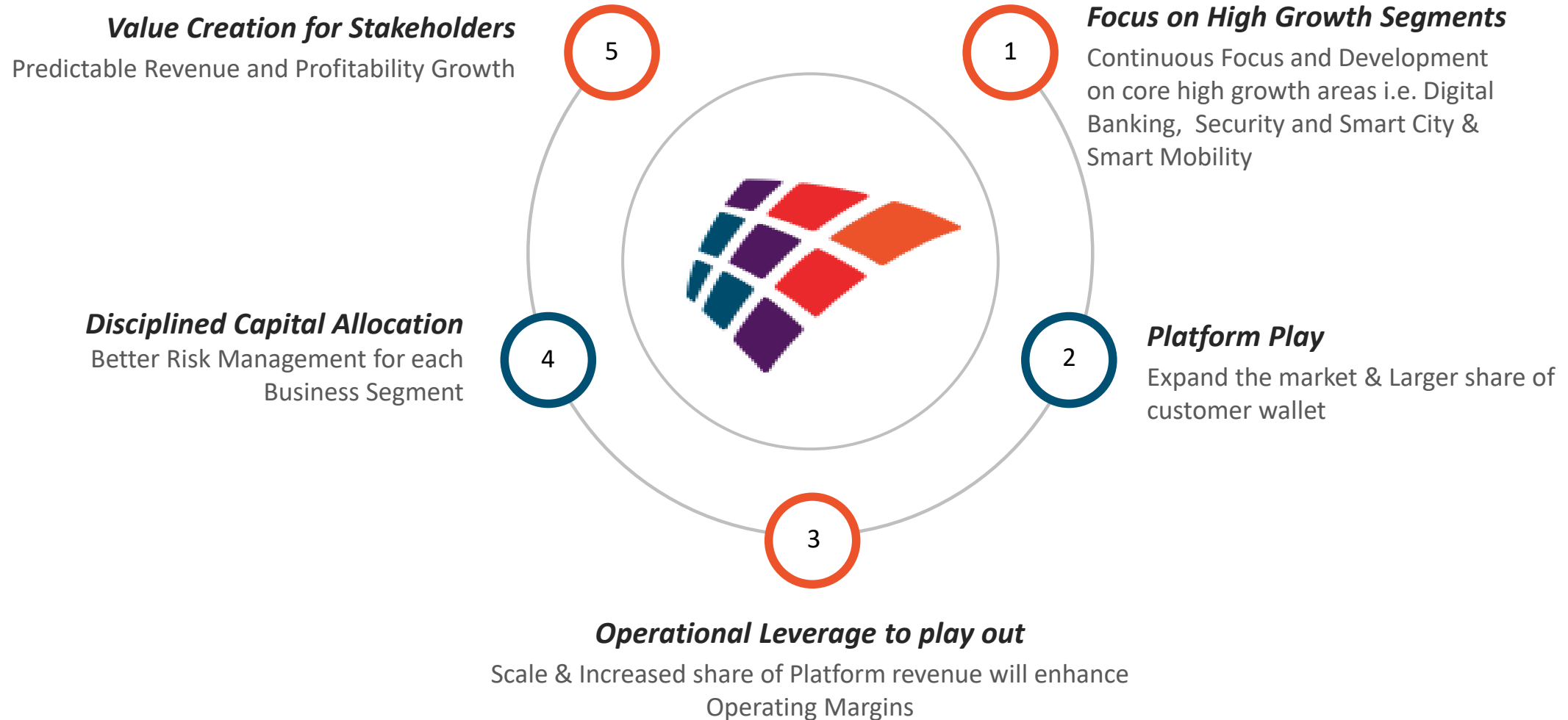


Consolidated Balance Sheet

ASSETS (Rs. In Crs)	31-Mar-20	31-Mar-19	31-Mar-18
ASSETS			
Non-current assets			
Property, plant and equipment	62.0	63.7	59.7
Capital work-in-progress	4.8	14.7	2.7
Right of use assets	23.0	-	-
Other intangible assets	166.1	170.7	135.4
Intangible Assets under Development	129.1	82.2	24.8
Goodwill	65.9	61.7	114.4
Financial assets			
- Investments	41.7	17.8	3.4
- Other financial assets	13.5	12.1	3.0
Deferred tax assets (net)	41.0	34.2	36.1
Income tax assets (net)	9.1	15.1	12.1
Other non-current assets	1.5	1.8	6.6
Sub-total - Non-Current Assets	557.7	474.0	398.3
Current assets			
Inventories	26.6	29.1	15.6
Financial assets			
- Trade receivables	133.4	190.2	127.5
- Cash and cash equivalents	20.0	35.2	124.5
- Bank balances	12.3	11.6	10.6
- Other financial assets	75.0	26.3	28.3
Other current assets	150.7	151.1	109.3
Sub-total - Current Assets	418.0	443.4	415.8
TOTAL - ASSETS	975.7	917.4	814.0

LIABILITIES (Rs. In Crs)	31-Mar-20	31-Mar-19	31-Mar-18
EQUITY AND LIABILITIES			
Equity Share capital	22.8	23.6	23.6
Non-Controlling Interest	87.6	44.3	120.9
Other equity	520.6	474.0	385.9
Sub-total - Shareholders' funds	631.0	541.9	530.4
Non-current liabilities			
Financial liabilities			
Borrowings	54.7	56.2	19.7
Lease Liability	17.0	-	-
Other Non-Current liabilities	10.1	10.7	-
Provisions	5.2	2.9	3.4
Sub-total - Non-current liabilities	87.0	69.8	23.1
Current liabilities			
Financial liabilities			
- Borrowings	40.4	35.3	33.1
- Lease Liability	7.7	-	-
- - Trade payables	77.8	141.4	67.1
- Other financial liabilities	75.9	59.0	75.4
Other current liabilities	48.8	50.2	57.1
Provisions	5.0	3.8	2.8
Current tax liabilities (net)	2.0	16.1	25.0
Sub-total - Current liabilities	257.7	305.7	260.6
TOTAL - EQUITY AND LIABILITIES	975.7	917.4	814.0





Company :



Aurionpro Solutions Limited
CIN: L99999MH1997PLC111637
Mr. Ninad Kelkar
investor@aurionpro.com

www.aurionpro.com

Investor Relations Advisors :



Strategic Growth Advisors Private Limited
CIN: U74140MH2010PTC204285
Mr. Sagar Shroff / Ms. Ami Parekh
sagar.shroff@sgapl.net / ami.parekh@sgapl.net
+91 98205 19303 / +91 80824 66052

www.sgapl.net

